

# **DCF/DJJ Dually Served Children and Young Adults**

Report Timeframe: July 1, 2022 – December 31, 2022  
Quarters 1 & 2 of State Fiscal Year 2022-2023

Florida Department of Children and Families  
and  
Florida Department of Juvenile Justice



**Table of Contents**

Introduction ..... 1

Data on Dually Involved Youth: State Fiscal Year 2021-2022 ..... 2

Data Summary of Dually Involved Youth: Q1 State Fiscal Year 2022-2023 ..... 2

Data Summary of Dually Involved Youth: Q2 State Fiscal Year 2022-2023 ..... 6

Updates on Strategies to Advance Collaboration for Dually Involved Youth ..... 9

Attachment 1: Chapter 2022-67, Laws of Florida, Implementation Action Plan..... 12

## Introduction

The Florida Department of Children and Families (DCF) and the Florida Department of Juvenile Justice (DJJ) continue to strengthen its partnership and collaboration to enhance outcomes for dually served youth and their families. DCF and DJJ share expertise and advocacy to address trauma, life skills, work readiness, housing, and other family needs across Florida.

### **Chapter 2022-67, Laws of Florida (HB 7065) – Reporting Requirements & History of Reports**

During the 2022 Legislative Session, the Florida Legislature passed Chapter 2022-67, Laws of Florida, creating section 39.0143, Florida Statutes. This requires DCF and DJJ to collaborate on shared strategies to best serve children who are involved in both systems of care, often referred to as dually involved children. As of this report, one report has been submitted to the Legislature. That report provided historical information on youth served by both agencies going back to January 2004 as well as Quarter 4 for state fiscal year 2021-2022. This report covers the reporting timeframes of Quarter 1 and Quarter 2 for state fiscal year 2022-2023 as well as trend information for state fiscal year 2021-2022.

### **Current Standard of Care for Dually Involved Youth**

Dually involved youth is defined as a youth who has ever been involved with, or served by, DCF and DJJ and is not limited to youth served by both departments at the same time. DCF and DJJ have historically maintained a strong partnership to support this vulnerable population of youth. Both departments analyze robust data to inform strategies around preventative approaches, enhanced services development, and increased quality. In 2016, the departments designated local Crossover Champions, individuals assigned in each circuit to strategize effective ways to serve youth, examine and evaluate current resources, and address potential gaps in services.

### **Data Sharing**

The DCF and DJJ regularly share data via secure file transfers and identify youth served by both agencies using matching protocols that include name, date of birth, and when available, social security number. This permits historical analyses of youth served by both agencies as well as recent time periods. The datasets used for these matches include historic data beginning with year 2004; therefore, the analyses presented in this report capture more than 18 years of youth services for both agencies.

## Data on Dually Served Youth

### Dually Served Youth During State Fiscal Year 2021-22

Between July 1, 2021, and June 30, 2022, DCF served 215,064 children, teens, and young adults, including in out-of-home placements, in-home services, and investigations that closed within that fiscal year. Table 1 displays data for youth served by DCF during state fiscal year (SFY) 2021-22 by the highest level of DJJ involvement or placement in the youth's history<sup>1</sup>. Most youth served by DCF (92.4%) did not have any past or current DJJ involvement.

Among youth whose highest level of DCF involvement during the fiscal year was an investigation, 2.5% had a history of participation in DJJ prevention services as their highest level of system involvement ever. For 0.8%, civil citation was the highest level of DJJ involvement. DJJ involvement rates for intake, diversion, aftercare, probation, commitment, and adult jail<sup>[1]</sup> were all between 0% and 1.3%.

Among youth whose highest level of DCF involvement during the fiscal year was in-home services, 91.6% had no history of DJJ involvement. The most common level of DJJ involvement for youth receiving in-home services was prevention, with 2.8% of DCF youth served during the fiscal year receiving these services at some point in their history. Participation in other areas of DJJ services ranged from 0.2% to 1.6%.

Among youth whose highest level of DCF involvement during the fiscal year was out-of-home placement, 88.9% had no history of DJJ involvement. The most common level of DJJ involvement for youth receiving in-home services was prevention, with 2.8% of DCF youth served during the fiscal year receiving these services at some point in their history. Participation in other areas of DJJ services ranged from 0.4% to 1.6%.

Table 1: Youth Served by DCF During SFY 2021-2022

DCF Served	No DJJ		Civil		Intake	Diversion	Probation	Commitment	Adult Jail	Total
	Involvement	Prevention	Citation							
Investigation	93.2%	2.5%	0.8%		1.0%	1.3%	0.8%	0.3%	0.1%	100.0%
In Home	91.6%	2.8%	0.8%		1.0%	1.5%	1.6%	0.5%	0.2%	100.0%
Out-of-Home	88.9%	2.8%	0.9%		1.6%	2.2%	2.3%	0.9%	0.4%	100.0%
Total	92.4%	2.6%	0.8%		1.0%	1.4%	1.1%	0.4%	0.1%	100.0%

### DJJ Involvement of Youth Served by DCF During Quarter 1 (July 1, 2022 – September 30, 2022)

During the period of July 1, 2022 through September 30, 2022, DCF had contact with 79,810 youth through closed investigations, out-of-home care, in-home care, and independent living. Among the 79,810 youth served by DCF during Quarter 1, SFY 2022-23, 73,252 (91.8%) did not have current or prior contact with DJJ and 6,558 (8.2%) of the youth served by DCF during had some past or current DJJ involvement (please see Table 2).

<sup>1</sup> The highest level of DJJ contact is the level of DJJ involvement between Intake to Commitment.

<sup>2</sup> DCF contact is defined as a child or young adult involved in a closed investigation, receiving in-home services, placed in out-of-home care, or in independent living. DJJ contact is defined as a youth or young adult involved in probation, diversion, intake/arrest, or commitment programs.

Among youth whose highest level of DCF involvement during the quarter was an investigation, 2.2% had a history of participation in DJJ prevention services as their highest level of system involvement ever. For 0.7%, civil citation was the highest level of DJJ involvement. DJJ involvement rates for intake, diversion, aftercare, probation, commitment, and adult jail were all between 0.1% and 1.1%.

Among youth whose highest level of DCF involvement during the quarter was in-home services, 91.1% had no history of DJJ involvement. The most common level of DJJ involvement for youth receiving in-home services was prevention, with 2.6% of DCF youth served during the quarter receiving these services at some point in their history. Participation in other areas of DJJ services ranged from 0% to 2.1%.

Among youth whose highest level of DCF involvement during the quarter was out-of-home placement, 88.6% had no history of DJJ involvement. The most common level of DJJ involvement for youth receiving in-home services was prevention, with 2.9% of DCF youth served during the quarter receiving these services at some point in their history. Participation in other areas of DJJ services ranged from 0% to 2.4%.

Among youth served by DCF during Quarter 1 who had past or current DJJ contact, the most common delinquency charge was misdemeanor assault/battery, followed by felony assault/battery and burglary. The most serious charge was murder/manslaughter, and the least serious law violation charged was misdemeanor obstruction of justice.

Table 2: Youth Served by DCF with DJJ Involvement During Quarter 1

DCF Served	No DJJ		Civil						Total
	Involvement	Prevention	Citation	Intake	Diversion	Probation	Commitment	Adult Jail	
Investigation	93.7%	2.2%	0.7%	1.0%	1.1%	0.8%	0.3%	0.1%	100.0%
In Home	91.1%	2.6%	0.6%	1.1%	1.6%	2.1%	0.5%	0.2%	100.0%
Out-of-Home	88.6%	2.9%	0.9%	1.8%	2.4%	2.2%	0.9%	0.3%	100.0%
Total	91.8%	2.5%	0.8%	1.3%	1.6%	1.4%	0.5%	0.2%	100.0%

#### **DCF Involvement with Youth Served by DJJ During Quarter 1 (July 1, 2022 – September 30, 2022)**

Although a relatively small percentage of youth served by DCF have prior or current DJJ contact, prior or current DCF contact is prevalent among youth served by DJJ. Between July 2022 to September 2022, the Department of Juvenile Justice had contact<sup>3</sup> with 39,293 youth. Approximately half, 52%, had some current or prior DCF contact. Table 3 displays the most serious level of prior or current DCF contact for youth served by DJJ during Quarter 1.

DJJ contact is defined as a youth or young adult involved in prevention, civil citation, intake/arrest, diversion, probation, commitment, and/or aftercare. Additionally, adult jail is included as a DJJ “service” as some youth under the age of 18 are placed in adult jails.

Rates of “no prior or current contact” with DCF for youth served in the juvenile justice system during the quarter ranged from 27.5% for commitment youth to 63.3% for prevention youth. Notably, as the level of involvement in the DJJ system increases, the likelihood of prior or current DCF contact generally increases. For example, over 23% of youth served in commitment and aftercare during the quarter had a history of DCF out-of-home placement, compared to just 10.6% of youth served in diversion. Similarly, over 8% of youth served in commitment and aftercare had a history of in-home DCF services, more than double the percentage of prevention and civil citation youth served by DJJ during Quarter 1 who have received in-home services.

Table 3: Youth Served by DJJ with DCF Involvement During Quarter 1

DCF Involvement	Prevention	Civil Citation	Intake	Diversion	Probation	Commitment	Aftercare
No DCF	63.3%	60.3%	42.0%	50.6%	40.2%	27.5%	28.1%
Investigation	26.1%	28.5%	35.1%	33.9%	36.6%	40.6%	39.9%
In-Home	3.5%	3.9%	6.6%	5.0%	7.0%	8.7%	8.2%
Out-of-Home	7.1%	7.2%	16.3%	10.6%	16.2%	23.2%	23.8%
Total	100.0%	100.0%	100.0%	100.0%	100.0%	100.0%	100.0%

#### DCF Licensed Care Admission and DJJ Detention and Residential Care Releases Quarter 1 of SFY 2022-2023 (July-September 2022)

There were 453 youth and young adults served in DJJ detention or DJJ residential services who were contacted by both agencies as some point during the quarter (Table 4). **Of these youth, 19 were placed in a DCF out-of-home placement 1-75 days upon exiting DJJ detention or residential custody (referred to as “lock-out” youth).** The DCF admission to licensed care was the same as the release date from DJJ for eight youth.

Table 4: Youth Entering DCF Licensed Care Upon Release from DJJ Detention or Residential Program

DJJ Exit to DCF Entry	Number of Youth
DCF Out-of-Home Care with DJJ Residential and Detention Youth	453
“Lock-out” Youth	19
DCF Service Date Began on the Date of the DJJ Exit Date	8

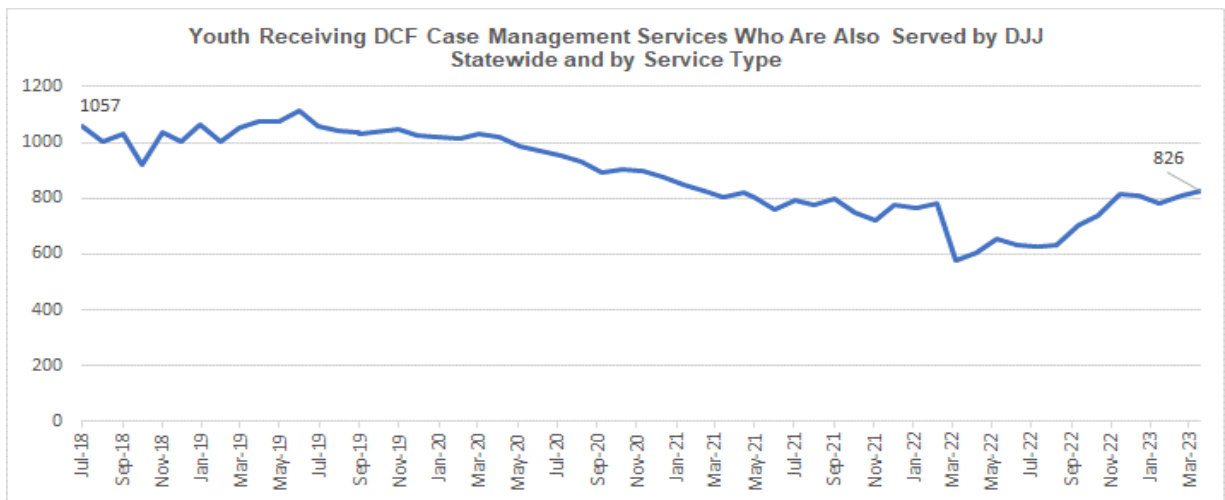
<sup>4</sup> Office of Child and Family Well-Being Dashboard: Children and Young Adults Receiving In-Home and Out-of-Home Care.

### Dually Served Youth Trend

The number of youth being dually served within the active DCF service environment (active participants within a child abuse investigation excluded) stood at 1,057 in July of 2018, compared to 826 in March of 2023 (Chart 1). Although the trend has generally been downward, the number of dually served youth has risen since a sharp dip in mid-2022.

During the same time period, the number of children aged 10 to 22 who were being served within a DCF out-of-home care or in-home services case as of the last day of the month declined by 7% between July 2018 (12,038) and September 2022 (10,450).<sup>4</sup>

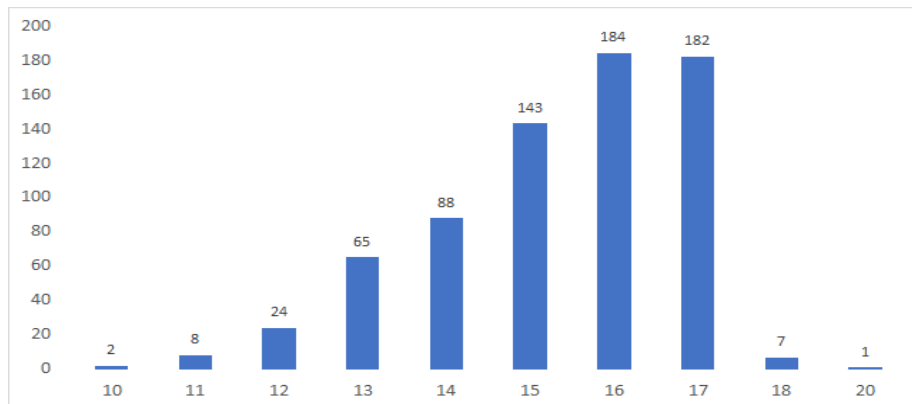
Chart 5: Youth Receiving DCF and DJJ Services Statewide by Service Type



### Dually Served by Age

The age distribution of teens and young adults who were dually served by DCF and DJJ on September 30, 2022, is displayed in Chart 2 below. The data indicate 58.94% of these youth and young adults were between age 14 to 16 and 25.85% were age 17.

Chart 2. Dually Served by Age



## Data Summary and Trend Analysis of Dually Involved Youth Quarter 2 Fiscal Year 2022-2023

### DCF Youth Served by DJJ

Children who had DCF contact and received DJJ services during October 1, 2022, through December 31, 2022:

- **45,000** children were the subject of a DCF investigation that closed without a finding.
- **10,029** children entered in-home care.
- **21,162** children entered out-of-home care.

Table 5 displays percentages based on the DCF Youth Population in relation to level of DJJ involvement. The high levels of “no DJJ Involvement” in each “DCF Served” group is a function of DCF’s child population. Most children involved with DCF are aged 5 or below. This age group does not display behavior, emergent or otherwise, associated with DJJ involvement.

As DCF service intensity increases, so does the likelihood of prior DJJ contract. The exception to this is “Adult Jail”, where 0.2% of both “In Home” and “Out of Home” children have this DJJ service level, likely due to a limited (small) data set. These numbers do not appear indicative of a beginning trend. Only three aftercare youth served during the quarter had any prior DCF contact, thus with rounding the percentages for those youth display as 0.0%.

Table 5: Percentages of Youth Served by DCF with DJJ Involvement During Quarter 2\*

DCF Served	No DJJ		Civil							Total
	Involvement	Prevention	Citation	Intake	Diversion	Probation	Commitment	Aftercare	Adult Jail	
Investigation	93.4%	2.5%	0.8%	1.1%	1.2%	0.7%	0.2%	0.0%	0.1%	100.0%
In Home	91.3%	2.4%	0.7%	1.2%	1.6%	2.0%	0.5%	0.0%	0.2%	100.0%
Out of Home	88.6%	2.9%	0.9%	1.9%	2.4%	2.3%	0.8%	0.0%	0.2%	100.0%
Total	91.7%	2.6%	0.8%	1.4%	1.6%	1.3%	0.4%	0.0%	0.1%	100.0%



## DJJ Youth Served by DCF

Youth served by DJJ during October 1, 2023, through December 31, 2023:

- **8,480** had no DCF involvement.
- **3,274** had a DCF Investigation without a finding.
- **408** entered in-home care.
- **806** entered out-of-home care.

Table 6 displays the same data as Table 2 except the time period is for Quarter 2 of SFY 2022-23. Very similar patterns are evident, with the likelihood of prior DCF involvement rising as the intensity of DJJ service increases.

Table 6: Percentages of Youth Served by DJJ with DCF Involvement During Quarter 2\*

DCF Involvement	Civil Prevention	Citation	Intake	Diversion	Probation	Commitment	Aftercare
No DCF	65.4%	60.3%	41.2%	50.8%	41.0%	27.4%	29.1%
Investigation	25.2%	28.5%	35.8%	33.9%	36.4%	41.0%	39.9%
In Home	3.1%	3.9%	6.5%	4.8%	7.1%	9.2%	8.8%
Out of Home	6.2%	7.3%	16.5%	10.5%	15.5%	22.4%	22.2%

## Lockout Youth in DCF Licensed Care

Between October 1, 2023, and December 31, 2023, there were 389 crossover youth in a DJJ detention or residential program.

As shown in Table 3, of those youth, 287 were released from the detention or residential program during quarter two.

Among these 287 youth, nine entered a DCF licensed care placement within zero to five days of being released from DJJ, 6 of those 9 youth, entered a DCF program on the same day of their DJJ exit.

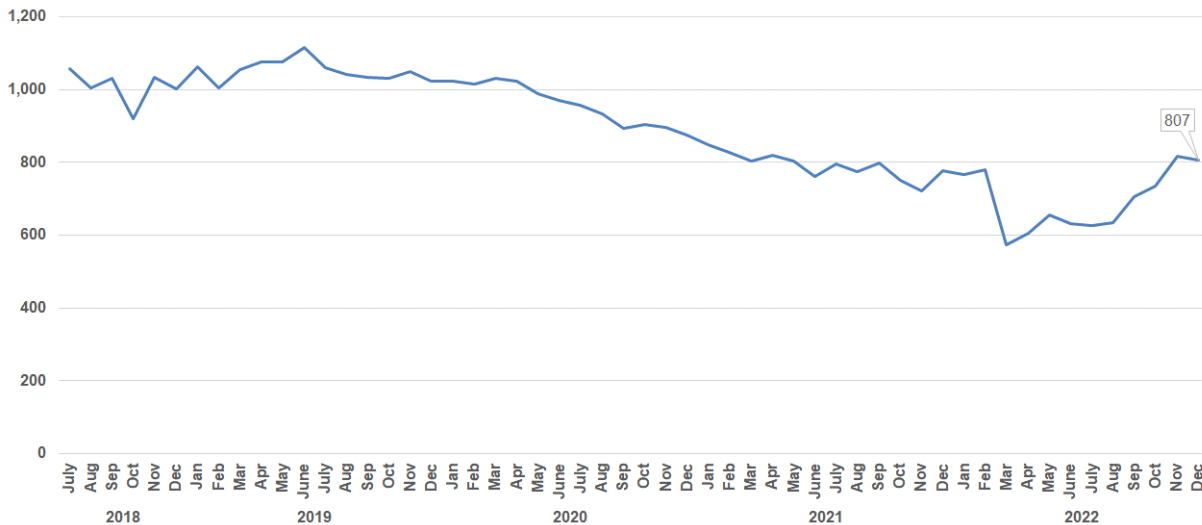
Table 7: DJJ Residential or Detention Exit to Licensed Care Entry\*

DJJ Residential or Detention Exit to DCF Licensed Care Entry	
DCF and DJJ Residential and Detention Youth	389
Release of Detention and residential	287
Lock Out Youth of 0-5 Days	9
Same Day Lock-Out Youth	6

### Point in Time Data / Dually Served Youth Trend

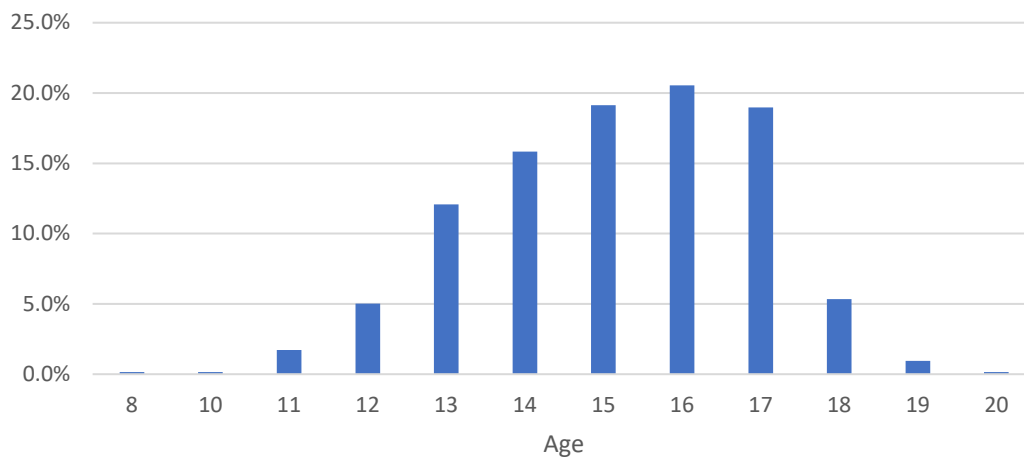
The number of dually served youth within the active DCF service environment (active participants within a child abuse investigation excluded) was 1,057 in July 2018, compared to 807 in December 2022 (Chart 1). Although the trend has generally been downward, the number of dually served youth has risen since a sharp dip in mid-2022.

Chart 8: Youth Receiving DCF and DJJ Services Statewide



DJJ provides an array of prevention services. Chart 2 shows that most youth involved with DJJ are age 14 to 17. This population is more likely to be dually served, with the highest single age group being 16-year-olds (20.5% of the total dually served population). While younger aged youth (less than age 13) receive dual services, this population is less than 10% of the total population served by DJJ and DCF.

Chart 9: Youth Served in Quarter 2 by Age



## End of Quarter 2 Data

### Updates on Strategies to Advance Collaboration and Services for Dually Involved Youth

#### **Dually Served Youth Collaboration and Statewide Crossover Champion Convening**

A Dually Served Youth Statewide Crossover Champion Training was held on June 13-14, 2023. Participants included leadership from DJJ and DCF, Judiciary and other legal representation, Crossover Champions from both departments and the CBC Lead Agencies, CBC Lead Agency leadership and other partners. The training brought together agencies and community partners who work with dually served youth to share ideas and best practices, and to ensure full, robust implementation of Bill 7065.

The session began with a joint briefing by Secretary Harris of DCF and Secretary Hall of DJJ. The day and a half event included presentations and updates on initiatives related to dually served youth. Participants took part in regional breakout sessions to identify root causes and develop strategies for recommendations to enhance the departments' integrated systems of care by improving outcomes for the youth and families served.

During the session, attendees provided recommendations for short term, intermediate, and long-term strategies that address the identified root causes and challenges within the system of care. The recommendations are being collected and prioritized to build a strategic plan. Priorities that have been approved and included in the strategic plan will be added to the Quarter 3 report.

#### **Dually Served Youth Quality Review**

A collaborative (DCF/DJJ/CBC) quality review team representing each circuit was identified to review a sample (60 children) of the dually involved population and to find commonalities of youth and families served. The team also identified critical junctures in a case and developed data-driven strategies to serve the youth and family. Each circuit team conducted case reviews during April and May 2023. The results were shared at the Dually Served Youth Crossover Champion Training in June 2023. The Champions will continue developing the strategic plan.

Most of the dually served youth in the sample were aged 16 to 18. Additional commonalities from the sample include the following factors:

#### **Trauma History**

- *53% of the children experienced early childhood trauma.*
- *52% of the children experienced physical abuse.*
- *48% of the children experienced complex trauma.*
- *In 8% of the cases (5 children), the child had not experienced any past trauma.*
- *The average number of traumas experienced was 3.5 per child.*
- *75% of families received Medicaid services.*

### Household and Parenting History

- *In 42% of the cases, excessive discipline was used in the home.*
- *In 80% of the cases, the caregiver was not able to provide proper supervision.*
- *In 72% of the cases, the caregiver was not able to set appropriate boundaries.*
- *In 73% of the cases, one or more members of the family had experienced domestic violence.*
- *In 37% of the cases, the home was appropriate.*
- *In 82% of the cases, one or more parent/caregiver had a history of arrest or imprisonment.*
- *40% of parent/caregivers had been arrested for a violent offense.*
- *The top three traumas experienced by parent/caregivers:*
  - *Substance misuse (63%)*
  - *Domestic Violence (58%)*
  - *Incarceration (50%)*

### Maltreatments

- *The largest percentages of cases had a prior maltreatment type of:*
  - *Inadequate Supervision (78%)*
  - *Household Violence Threatens Child (67%)*
  - *Physical Injury (65%)*

### **Family Functional Therapy, Cognitive Behavioral Therapy, and other Evidence-Based Services Implementation**

The Department of Juvenile Justice has extended the availability for dually served youth to participate in the evidence-based services of Family Functional Therapy and Cognitive Behavioral Therapy. Functional Family Therapy (FFT) is a strength-focused family counseling model designed for at-risk youth. It assists youth and families to overcome behavior problems, conduct disorder, substance abuse, and delinquency from a family-based perspective. Cognitive Behavioral Therapy (CBT) is focused on helping youth and families replace maladaptive coping skills, thinking, emotions and behaviors with more adaptive ones by challenging an individual's way of thinking and their reaction to habits and behaviors. CBT challenges patterns and beliefs and replaces negative thinking with a more realistic thoughts, which decreases emotional distress and self-defeating behavior.

The Department of Children and Families has extended the availability of FFT as well as Multi-Systemic Therapy (MST) and Brief Strategic Therapy (BFST) through the implementation of the Families First Prevention Services Act. There are currently 10 Community Based Care Lead Agencies in various stages of implementing FFT to enhance their service array.

The Families First Transition Act (FFTA) funding is used to support training and certification to stand up four evidence-based services including MST. Currently there are three new MST teams in the implementation stages and several more under consideration.

Sunshine Health partnered with DCF to support the implementation of BFST through their reinvestment grant for Community Based Care Lead Agencies and are supporting four programs across the state.

In addition, the Substance Abuse and Mental Health Program Office within the Department of Children and Families supported funding for six evidence-based services through Managing Entity contracts to serve both Child and Family Well-Being identified children as well as community identified children needing this level of service:

- Circuit 13 (Hillsborough County) – MST
- Circuit 10 (Polk County) – FFT
- Circuit 6 (Pinellas County) – HomeBuilders
- Circuits 3/8 (Alachua County and surrounding areas) – FFT
- Circuit 5 (Hernando County) - HomeBuilders
- Circuit 7 (Volusia County) - MST

### **CBC Crossover Champions**

CBC lead agencies have identified Crossover Champions who are invited to participate in multi-disciplinary staffings for children in out-of-home care and/or in prevention programs. In addition to child staffings, the CBC Crossover Champions are included in Quarterly Champion Chats, Monthly Interagency Collaboration Trainings, quality reviews on dually served youth, and other activities involving youth and their families.

### **Crossover Champion Access to FSFN and JJIS**

DCF, DJJ, and CBC Crossover Champions now have access to Florida Safe Families Network (FSFN – a DCF information system) and Juvenile Justice Information System (JJIS – a DJJ information system). This allows each of the agencies to obtain critical information on dually involved youth and their families. This expansion of the Crossover Champion network further increases specialization for this population and the ongoing efforts to increase service provision, share best practices across the state, build resource libraries, and strengthen a consistent approach to engaging and working with crossover youth.

## Attachment 1

### Florida Department of Children and Families (DCF) and Florida Department of Juvenile Justice (DJJ)

#### *Chapter 2022-67, Laws of Florida, Implementation Action Plan*

#### *June 2023 Updates*

#### **CATEGORY 1 – Collaboration Regarding Dually Involved Youth:**

1. Issue policy formalizing best practices for interagency collaboration to address comprehensive needs of dually involved youth. (PCI-22-005, Dually Involved Youth - Collaboration with Department of Children and Families)
  - **UPDATE:** In process; expected to be completed July 2023.
2. Implement child welfare specific caseloads for DJJ JPOs.
  - **UPDATE:** DJJ implemented specialized caseloads in July 2022.
3. Identify a Crossover Champion for each CBC entity.
  - **UPDATE:** Completed November 2022.
4. Coordinate Crossover Champion meetings and co-host a Statewide Dually Served Crossover Training.
  - **UPDATE:** Completed June 2023.
5. Determine feasibility of consolidating dependency and delinquency court for dually involved youth.
  - **UPDATE:** Some judicial circuits are working toward a unified court for dually involved youth.
6. Convene quality improvement teams to conduct case studies in the dually involved youth population.
  - **UPDATE:** Completed May 2023.
7. Determine if FFT can be expanded statewide for dually involved youth.
  - **UPDATE:** Completed February 2023. There are ten Community Based Care Lead Agencies with DCF who are implementing FFT teams in partnership with the provider networks.
8. Determine if DCF Crossover Champions can be granted access to JJIS and if DJJ Crossover Champions can be granted access to FSFN.
  - **UPDATE:** Completed January 2023.
9. Explore a joint Legislative Budget Request (LBR) to address specific service needs for dually involved youth.
  - **UPDATE:** Pending
10. Explore the ability to expand the Stop Now and Plan (SNAP).
  - **UPDATE:** DCF is reviewing all prevention funding sources for possible options.
11. Revise DCF Operating Procedure (CFOP) 170-17, Chapter 2: Transition Planning for Youth.
  - **UPDATE:** Transition planning timelines, documentation and contents are covered in 65C-42.001-.003 which also includes the My Pathway to Success Plan form.
12. Maintain a dashboard report for ongoing analysis of data regarding dually involved youth.
  - **UPDATE:** DJJ and DCF continue to collaboratively produce the youth-level dashboard to assist staff in the field in identifying and appropriately serving these youth. A draft public-

facing dashboard has been developed and is being reviewed by both agencies prior to posting online.

13. Continue interagency partnership as part of the HOPE Florida Navigators rollout.

- **UPDATE:** Update was provided at the June 2023 Crossover Champion Training.

#### **CATEGORY 2 – Multidisciplinary Team Staffings Regarding Dually Involved Youth:**

1. Issue policy reinforcing requirement for DJJ staff to attend, participate, and support DCF in all local, regional, and state DCF multidisciplinary team staffings, as well as inviting DCF to any staffing scheduled by DJJ for a dually involved youth. (PCI-22-005, Dually Involved Youth - Collaboration with Department of Children and Families)

- **UPDATE:** Completed 2022

2. Ensure youth and families have an opportunity to provide input in all DJJ multidisciplinary staffings.

- **UPDATE:** Youth, parents, and guardians are invited to MDT staffings and are given time to provide input on the youth and their family's needs.

3. Communicate with and train staff regarding revisions to CFOP 170-17, Chapter 2: Transition Planning for Youth.

- **UPDATE:** The new updates have been shared with the field along with materials on best practices and trainings are scheduled for this summer and fall.

#### **CATEGORY 3 – Quarterly Reporting to Legislature Regarding Dually Involved Youth:**

1. Analyze data to determine the number of dually involved youth and number of youth placed in licensed care after leaving the custody of DJJ; identify methods to track youth who are or become dually involved.

- **UPDATE:** Ongoing

2. Track and summarize actions taken by both DJJ and DCF to better serve dually involved youth.

- **UPDATE:** HB 7065 Action Plan is reviewed and updated by DCF/DJJ leadership biweekly.

#### **CATEGORY 4 – Fatherhood Initiatives:**

1. Identify grant opportunities that will help expand fatherhood initiatives.

- **UPDATE:** The DCF RFA was posted and the due date for applications was May 1.

2. Host Bridging the G.A.A.P. (Gaining Appreciation by Adjusting Perspectives) conversations between fathers, sons, and law enforcement in prevention programs, gender-specific programs, and detention facilities.

- **UPDATE:** Florida Department of Juvenile Justice facilitates G.A.A.P conversations throughout the state on an ongoing basis.

3. Conduct a series of Community Outreach of Resources and Education (C.O.R.E.) events focused on recognizing fathers, the importance of their roles, and importance they play in society.

- **UPDATE:** Florida Department of Juvenile Justices routinely conducts Community Outreach of Resources and Education.

4. Engage fathers in the Restoring Hope Community Network Fathers Initiative to serve as mentors to youth who do not have the support of biological fathers.

- **UPDATE:** Ongoing

5. Partner with Big Brothers Big Sisters to enhance services offered to incarcerated parents of youth.

- **UPDATE:** Ongoing

6. Host a series of “Barbershop Talks” to bring fathers and sons together in a neutral setting to discuss and discover solutions to local issues affecting youth, such as bullying, drug use, and human trafficking.
  - **UPDATE:** Ongoing
7. Submit Requests for Application (RFAs) to fund a mentorship program for at-risk male students and a program to address the needs of fathers; issue Requests for Proposal (RFPs) to provide technical assistance to grantees.
  - **UPDATE:** DCF and DJJ have met and after discussions determined revisions were needed on the RFA. The DCF RFA was posted and the due date for applications was May 1.
8. Issue an RFP for development and implementation of a statewide Responsible Fatherhood campaign.
  - **UPDATE:** The RFP was awarded to Family First, and the contract was executed on March 6.
9. Identify a Statewide Fatherhood Engagement Program Lead (DCF) and amend CBC contracts to include Fatherhood Engagement Specialists.
  - **UPDATE:** The CBC contracts have been amended to include Fatherhood Engagement Specialist. Additional funding has been identified to help support the Father Engagement Program. CBCs have submitted proposals to request the additional funding, and the Department is in the process of reviewing the proposals at this time.

#### **CATEGORY 5 – Postsecondary Education Support:**

1. Identify youth in DJJ residential programs or on probation/aftercare who graduated from high school and are interested in college/technical school; contract with Tallahassee Community College to assist with enrollment.
  - **UPDATE:** This was implemented during the youth’s transition phase in their residential placement.
2. Revise DCF Rule 65C-28.009, Florida Administrative Code (Transition to Adulthood), to include the Road to Independence Program; communicate with and train staff regarding revisions.
  - **UPDATE:** Training plan developed January 2023.

#### **CATEGORY 6 – Quarterly Leadership Meetings:**

1. Establish quarterly leadership meetings between DJJ, DCF, and CBCs.
  - **UPDATE:** Ongoing – participants have been identified and meetings will take place quarterly with leadership from DCF, DJJ and CBCs.