



Florida's Youth Survey: Spring 2018

Who Completed the Survey?

966 Youth ages 13-17 completed the Spring 2018 "My Services" Survey. Youth who completed the survey live in a *licensed* foster care placement. For Spring 2018, the survey was open for a 60-day period from March 1st – April 30th.

CBC Lead Agency	# completed surveys
Big Bend Community Based Care	39
Brevard Family Partnership	29
CBC of Central FL - Orange	70
CBC of Central FL - Osceola	16
CBC of Central FL - Seminole	7
ChildNet Broward	86
ChildNet Palm Beach	40
Children's Network of SW FL	41
Community Partnership for Children	77
Devereux Community Based Care	35
Eckerd Connects - Pinellas/Pasco	102
Eckerd Connects- Hillsborough	38
Families First Network	25
Family Integrity Program	26
Family Support Services	60
Heartland for Children	58
Kids Central	72
Kids First of Florida	9
Our Kids	63
Partnership for Strong Families	33
Safe Children Coalition	40
Total	966

Is the survey confidential?

Survey answers are private. Cby25® does not share individual survey responses with anyone. Only the Department has access to the youth's identifier and survey response information.

How is the survey administered?

"My Services" survey, is an on-line self-report survey designed to be completed in modules to better accommodate a youth's schedule.

Each CBC Lead Agency is provided with a list of youth identified as part of the survey population.

The CBC Lead Agency is responsible for ensuring youth in the survey population have access to the internet to complete the survey. The CBC Lead Agencies should also encourage youth to complete the survey as an important tool to provide feedback about their life in foster care and have their voices heard.

CBC Lead Agencies and their providers can access aggregate youth survey response data specific to their youth by age group and survey period. The self-report youth survey is part of the Department's *"Listening to Every Youth...Every Year..."* project.

Access to the survey data provides CBC Lead Agencies with information that can be used to help identify foster care services that are working well and areas where services can be improved.

CBC Lead Agencies and their providers *cannot* access individual youth responses.

2018 Florida "My Services" Survey Report

Age 13-16 Survey Results

Section 1: Documents, Pictures & Information	Pg. 3
Section 2: Engaged & Participating in the Foster Care Legal Process	Pg. 5
Section 3: Education & Career Path Planning	Pg. 6
Section 4: Well-Being: Physical, Mental & Emotional Health	Pg. 9
Section 5: Foster Care Placement	Pg. 12
Section 6: Teen Life	Pg. 13

Section 7: Age 17 Survey Results

Services & Supports	Pg. 18	Health & Well Being	Pg. 24
Foster Care Legal Services	Pg. 19	Teen Life	Pg. 25
Education	Pg. 21	Employment	Pg. 26
Risk Behaviors	Pg. 22	Transition Planning	Pg. 27
Medication	Pg. 23		

When reading this survey report, please note that some survey questions were only asked of specific age groups


Documents, Pictures & Information

1

I have a recent photograph of myself taken in the last 3 months.

	15	16	Total
Yes	161	165	326
No	37	36	73
Total	198	201	399
Percent Yes	81%	82%	82%

Reminder:
When reading this
survey report,
please note that
some survey
questions were only
asked of specific
age groups.



I have a collection of pictures, records of special events, and important papers from my time in foster care.

	13	14	15	16	Total
Yes	119	92	116	116	443
No	78	84	82	85	329
Total	197	176	198	201	772
Percent Yes	60%	53%	59%	58%	58%



I have a recent photograph of siblings taken in the last 3 months

	15	16	Total
Yes	107	100	207
No	83	86	169
I do not have siblings	8	15	23
Total	198	201	399
Percent Yes [Does not include responses of: I do not have siblings]	52%	46%	49%

I have access to an original or certified copy of my birth certificate.			
	15	16	Total
Yes	109	118	227
No	89	83	172
Total	198	201	399
Percent Yes	55%	59%	57%

I have a State of Florida identification card.					
	13	14	15	16	Total
Yes	23	28	47	75	173
No	174	148	151	126	599
Total	197	176	198	201	772
Percent Yes	12%	16%	24%	37%	22%

I have my Social Security Card.					
	13	14	15	16	Total
Yes	84	73	76	97	330
No	113	103	122	104	442
Total	197	176	198	201	772
Percent Yes	43%	42%	38%	48%	43%

I know who to ask to get my dependency records. (Access to the Foster Care Case File)			
	15	16	Total
Yes	116	116	232
No	82	85	167
Total	198	201	399
Percent Yes	59%	58%	59%

Engaged & Participating in the Foster Care Legal Process

2

Do you have a case plan?			
	15	16	Total
Yes	138	128	266
No	54	61	115
I have a case plan, but I don't agree with it	6	12	18
Total	198	201	399
Percent Yes [includes response of "I have a case plan, but I don't agree with it"]	72%	70%	71%

Do you attend your foster care court hearings?						
	13	14	15	16	Total	%
Yes	65	55	84	81	285	37%
Sometimes	50	62	67	60	239	31%
No, but I want to attend my foster care court hearings	38	32	21	30	121	16%
I do not want to attend my foster care court hearings	44	27	26	30	127	16%
Total	197	176	198	201	772	

Do you understand what your permanency goal means?					
	13	14	15	16	Total
Yes	168	146	152	169	635
No	29	30	46	32	137
Total	197	176	198	201	772
Percent Yes	85%	83%	77%	84%	82%

I understand that I am entitled to have the courts review my permanency goal.					
	13	14	15	16	Total
Yes	176	164	176	176	692
No	21	12	22	25	80
Total	197	176	198	201	772
Percent Yes	89%	93%	89%	88%	90%

I want to be adopted.					
	13	14	15	16	Total
Yes	68	61	45	49	223
No	75	75	95	106	351
I am not sure	54	40	58	46	198
Total	197	176	198	201	772

Education & Career Path Planning

3

Do you have an Education & Career Path Plan?

(This plan is developed in school and contains information on your career interests and what kind of classes you will take to support your career interests. Your Education and Career plan is also part of your case plan)

	13	14	15	16	Total
Yes	88	89	91	107	375
No	109	87	107	94	397
Total	197	176	198	201	772
Percent Yes	45%	50%	46%	53%	49%

I am currently receiving the education services outlined in my education plan - such as the Florida Standards Assessment (FSA), SAT, ACT Preparation or Tutoring.

	15	16	Total	%
Yes	124	119	243	61%
No	49	43	92	23%
I do not need educational services	18	27	45	11%
I DO NOT want educational services	7	12	19	5%
Total	198	201	399	

During this school year - who attended the parent/teacher conferences with you? [Select all that apply]

	13	14	15	16	Total
No one attended my parent/teacher conferences	51	47	61	62	221
Group Home Staff	45	32	57	46	180
Foster Parents	82	66	47	55	250
Caseworker	41	44	52	51	188
Guardian Ad Litem	31	25	21	24	101
Family	21	15	23	13	72
Mentor	6	6	5	4	21
Biological Parent(s)/Family	19	14	17	6	56
Other: Non-relative caregiver	17	12	5	20	54

Who helps with your homework? [Select all that apply]

	13	14	15	16	Total
Group Home Staff	51	46	54	44	195
Foster Parents	76	54	39	35	204
Teachers at school	85	71	76	70	302
Mentor	17	14	10	13	54
Tutor	56	50	52	42	200
No one helps me with my homework	48	55	65	70	238

Do your foster parents or group home staff review your school grades and report card with you?					
	13	14	15	16	Total
Yes	180	155	173	169	677
No	17	21	25	32	95
Total	197	176	198	201	772
Percent Yes	91%	89%	87%	84%	88%

Does your caseworker review your school grades and report card with you?					
	13	14	15	16	Total
Yes	126	124	136	131	517
No	71	52	62	70	255
Total	197	176	198	201	772
Percent Yes	64%	71%	69%	65%	67%

I completed a career interest survey in my school.			
	15	16	Total
Yes	70	86	156
No	69	63	132
I do not know	59	52	111
Total	198	201	399

We review my career interests as part of my Education and Career Plan or Case Plan?			
	15	16	Total
Yes	81	93	174
No	58	53	111
Do not have an Education and Career Plan	59	55	114
Total	198	201	399

I have been explained the information on the Bright Futures Scholarship program including information on application deadlines and grade point requirements.

	15	16	Total
Yes	76	95	171
No	122	106	228
Total	198	201	399
Percent Yes	38%	47%	43%

I have been explained information on other grants, scholarships and waivers.

	15	16	Total
Yes	95	118	213
No	103	83	186
Total	198	201	399
Percent Yes	48%	59%	54%

I have information on the State of Florida tuition waiver.

	15	16	Total
Yes	58	95	153
No	140	106	246
Total	198	201	399
Percent Yes	29%	47%	38%

Tuition and Fee Exemption

Florida provides tuition and fee exemptions to eligible young adults. The waiver is authorized at State (public) Universities, Colleges (public) in the Florida College System, and School District Workforce Education Programs.



Fee exemptions are offered to students if:

- He or she is or was at the time he or she reached age 18 in the custody of the Department of Children and Families;
- He or she was adopted from the Department of Children and Families after May 5, 1997;
- He or she is or was at the time of reaching age 18 in the custody of a relative under s. 39.5085, F.S. » #;
- He or she is or was at the time of reaching age 18 in the custody of a non-relative under s. 39.5085, F.S. » #; or,
- He or she was placed in a guardianship by the court after spending at least 6 months in the custody of the department after reaching 16 years of age.

***The exemption remains valid until the student reaches 28 years of age. See § 1009.25(1)(c), (d), Fla. Stat. #.

For questions regarding eligibility or how to obtain a Tuition and Fee Exemption form, CF-FSP 5220, contact your local Community Based Care Lead Agency or call Florida's Independent Living Resource Center.

Florida's Independent Living Resource Center # serves as an information clearinghouse to address all areas of Independent Living Services.

CALL: 1-844-ILYOUTH (1-844-459-6884)

<http://www.myflfamilies.com/service-programs/independent-living/tuition-fee-exemptions>

Risk Behaviors

I HAVE LEARNED about healthy personal relationships.					
	13	14	15	16	Total
Yes	186	168	185	187	726
No	11	8	13	14	46
Total	197	176	198	201	772
Percent Yes	94%	96%	93%	93%	94%

I HAVE LEARNED about the risks of using drugs, alcohol and tobacco.					
	13	14	15	16	Total
Yes	189	170	190	194	743
No	8	6	8	7	29
Total	197	176	198	201	772
Percent Yes	96%	97%	96%	97%	97%

In the past 12 months have you been arrested.					
	13	14	15	16	Total
Yes	25	29	51	45	150
No	172	147	147	156	622
Total	197	176	198	201	772
Percent Yes	13%	17%	26%	22%	20%

I HAVE LEARNED how to recognize and protect myself from domestic violence.					
	13	14	15	16	Total
Yes	186	161	186	186	719
No	11	15	12	15	53
Total	197	176	198	201	772
Percent Yes	94%	92%	94%	93%	93%

Are you currently taking any prescription medications?					
	13	14	15	16	Total
Yes	98	91	99	104	392
No	99	85	99	97	380
Total	197	176	198	201	772
Percent Yes	50%	52%	50%	52%	51%

If answered "Yes" – Asked the following:

Do you understand the possible side effects of your medication?					
	13	14	15	16	Total
Yes	76	70	88	89	323
No	22	21	11	15	69
Total	98	91	99	104	392
Percent Yes	78%	77%	89%	86%	83%

Medication

Is there someone that you can talk to about your medications?					
	13	14	15	16	Total
Yes, and I think they listen to my concerns	84	82	83	82	331
I have someone to talk to, but I DO NOT think they listen to my concerns	10	7	11	14	42
I do not have anyone to talk to about my medications	4	2	5	104	19
Total	98	91	99	104	392

Health & Well-Being

Are you receiving the dental care you need?					
	13	14	15	16	Total
Yes	188	170	184	189	731
No	9	6	14	12	41
Total	197	176	198	201	772
Percent Yes	95%	97%	93%	94%	95%

Are you receiving the mental health care you need?						
	13	14	15	16	Total	%
Yes	120	111	112	111	454	59%
No	9	8	17	14	48	6%
I do not need mental health services	59	49	57	62	227	29%
I am receiving mental health services I DO NOT WANT	9	8	12	14	43	6%
Total	197	176	198	201	772	

Are you receiving the substance abuse treatment services you need?						
	13	14	15	16	Total	%
Yes	33	22	24	25	104	13%
No	22	22	27	24	95	12%
I do not need substance abuse treatment services	136	129	142	150	557	72%
I am receiving substance abuse treatment services I DO NOT WANT	6	3	5	2	16	2%
Total	197	176	198	201	772	

Is there an adult in your life that you go to for advice and support (DO NOT count your caseworker, foster parents, or staff at a group home)?					
	13	14	15	16	Total
Yes	146	129	146	147	568
No	51	47	52	54	204
Total	197	176	198	201	772
Percent Yes	74%	74%	74%	73%	74%

Foster Care Placement

5

In my placement I am treated like a member of the family.					
	13	14	15	16	Total
Yes	127	113	114	105	459
No	15	9	16	10	50
I am in a group home and it feels like a family	33	32	42	45	152
I am in a group home and it does not feel like a family	22	22	26	41	111
Total	197	176	198	201	772
Percent Yes (Includes response 'I am in a group home and it feels like family.')	81%	83%	79%	75%	80%

In my placement I have enough food to eat.					
	13	14	15	16	Total
Yes	183	167	188	189	727
No	14	9	10	12	44
Total	197	176	198	201	772
Percent Yes	93%	95%	95%	94%	94%

I have enough clothing in my size.					
	13	14	15	16	Total
Yes	163	153	154	152	622
No	34	23	44	49	149
Total	197	176	198	201	772
Percent Yes	83%	87%	78%	76%	81%

I feel comfortable talking about my family, sisters, and/or brothers with my foster family.					
	13	14	15	16	Total
Yes	96	83	85	72	336
No	25	11	16	19	71
I do not live with a foster family	76	82	97	110	365
Total	197	176	198	201	772
Percent Yes (Does not include responses 'I do not live with a foster family.')	80%	88%	84%	79%	83%

I receive my personal allowance each week.					
	13	14	15	16	Total
Yes	115	102	129	111	457
No	82	74	69	90	315
Total	197	176	198	201	772
Percent Yes	58%	58%	65%	55%	59%

I am able to practice the religion of my choice.					
	13	14	15	16	Total
Yes	150	117	130	127	524
No	14	3	12	14	43
I do not have a religion	33	56	56	60	205
Total	197	176	198	201	772
Percent Yes (Does not include response 'I do not have a religion.')	91%	98%	92%	90%	93%

I participate in the following. [Select all that apply]					
	13	14	15	16	Total
Go to school events, movies, shopping and other unsupervised activities with my friends, Sports Team	87	71	99	76	333
School Club	37	34	40	36	147
Sports Team	47	44	42	42	175
Community Club or Organization	28	22	21	19	90
Time with my friends	84	79	104	89	356
Faith Based Organization of my choice	41	32	30	33	136
Other	24	25	16	14	79
None	48	44	50	68	210

I have a cell phone.			
	15	16	Total
Yes	141	159	300
No	57	42	99
Total	198	201	399
Percent Yes	71%	79%	75%

I have a computer.			
	15	16	Total
Yes	81	94	175
No	117	107	224
Total	198	201	399
Percent Yes	41%	47%	44%

I am allowed to attend Prom.			
	15	16	Total
Yes	169	170	339
No	29	31	60
Total	198	201	399
Percent Yes	85%	85%	85%

I am allowed to attend Homecoming.			
	15	16	Total
Yes	167	177	344
No	31	24	55
Total	198	201	399
Percent Yes	84%	88%	

I have internet in my foster home/foster care placement.			
	15	16	Total
Yes	164	156	320
No	34	45	79
Total	198	201	399
Percent Yes	83%	78%	81%

Reminder:
When reading this survey report, please note that some survey questions were only asked of specific age groups.

Building Life Skills

In my placement, I am learning to cook by helping cook our meals OR cooking my own meals.			
	15	16	Total
Yes, I am allowed to cook	148	148	296
No, I am not allowed to cook	27	27	54
I am allowed to cook, but I DO NOT want to	23	26	49
Total	198	201	399

In my foster care placement, I practice life skills by setting my own alarm clock and get ready for school/work on time.			
	15	16	Total
Yes	165	172	337
No, I am not allowed to have my own alarm clock	15	14	29
I am allowed to have my own alarm clock and practice getting ready for school/work on time, but I DO NOT want to	18	15	33
Total	198	201	399
Percent Yes [Does not include responses of 'I am allowed to have my own alarm clock and practice getting ready for school/work on time, but I DO NOT want to']	92%	92%	92%


I have my own savings account.					
	13	14	15	16	Total
Yes	33	31	29	32	125
No	164	145	169	169	647
Total	197	176	198	201	772
Percent Yes	17%	18%	15%	16%	17%


I have a learner's permit.			
	15	16	Total
Yes	21	44	65
No	177	157	334
Total	198	201	399
Percent Yes	11%	22%	17%


Have you successfully completed a driver's education course?			
	15	16	Total
Yes	29	55	84
No	162	141	303
I had the opportunity to take a driver's education course and I did not want to take course	7	5	12
Total	198	201	399
Percent Yes [Does not include: I had the opportunity to take a driver's education course and I did not want to take course]	15%	28%	22%


I have a driver's license.			
	15	16	Total
Yes	2	6	8
No	196	195	391
Total	198	201	399
Percent Yes	1%	3%	2%

Learn to Drive


ABOUT K2I
[\[READ MORE \]](#)


APPLY NOW
[\[READ MORE \]](#)


RESOURCES
[\[READ MORE \]](#)


CONTACT US
[\[READ MORE \]](#)


What is Keys to Independence

The Florida Keys to Independence Act was signed into law in 2014. It is targeted at youth in licensed foster care between the ages of 15 to 21.

The Act created a 3-year pilot project. The Department of Children and Families selected Community Based Care of Central Florida (CBCCF) to operate and manage the program for the entire state.

On May 1, 2017, Governor Rick Scott signed [SB 60](#) into law. This law allowed Keys to Independence to become a permanent program.

The project will reimburse youth and caregivers for the costs associated with driver's education, driver's licenses and other costs related to getting a driver's



Why is the Keys to Independence Program important?

We know:

- That there are many barriers for youth in foster care to learn to drive safely and to obtain a driver's license.
- That a young adult cannot be fully independent without a driver's license.
- That a driver's license helps a youth to have a job, go to school, participate in social activities.
- That taking driver's education and getting a driver's license is part of a normal teen's life.

www.keystoindependence.org

I am learning job skills and independence by earning extra money by babysitting, mowing lawns, cleaning yards and other activities approved by my foster parent or group home staff.

	13	14	15	16	Total
Yes	100	82	106	109	397
No	97	94	92	92	375
Total	197	176	198	201	772
Percent Yes	51%	47%	53%	54%	51%

I am getting job experience by volunteering.

	13	14	15	16	Total
Yes	49	51	77	89	266
No	148	125	121	112	506
Total	197	176	198	201	772
Percent Yes	25%	29%	39%	44%	34%

Employment

I have been told about youth employment programs in my area, by my Case worker or staff.

	13	14	15	16	Total
Yes	70	65	85	100	320
No	127	111	113	101	452
Total	197	176	198	201	772
Percent Yes	35%	37%	43%	50%	41%

I am currently employed.			
	15	16	Total
Yes	12	30	42
No	186	171	357
Total	198	201	399
Percent Yes	6%	15%	11%

If answered "Yes" – Asked the following:

Are you employed:			
	15	16	Total
Part-time	9	25	34
Full-time (over 30 hours per week)	1	4	5
Seasonal	1	1	2
On-call	1	0	1
Total	12	30	42

What additional help do you need to get a job? [Select all that apply] *% = # of responses / 399 respondents				
	15	16	Total	%
Better reading and/or math skills	48	25	73	18%
Job coaching	54	31	85	21%
Proper clothing	37	24	61	15%
Learning how to complete a resume	66	42	108	27%
Interviewing skills	61	41	102	26%
Learning how to work out problems with coworkers and bosses	46	21	67	17%
Learning how to complete a job application	54	25	79	20%
Finding companies that are hiring	71	56	127	32%
None	68	86	154	39%

Age 17: Services and Supports

7

I have a collection of pictures, records of special events, and important papers from my time in foster care.	
	17
Yes	119
No	75
Total	194
Percent Yes	61%

I have access to an original or certified copy of my birth certificate.	
	17
Yes	140
No	54
Total	194
Percent Yes	72%

I have a State of Florida identification card.	
	17
Yes	137
No	57
Total	194
Percent Yes	71%

I have a recent photograph of myself taken in the last 3 months.	
	17
Yes	172
No	22
Total	194
Percent Yes	89%

I know who to ask to get my dependency records. (Access to the Foster Care Case File)	
	17
Yes	133
No	61
Total	194
Percent Yes	69%

I have my Social Security Card.	
	17
Yes	110
No	84
Total	194
Percent Yes	57%

Age 17: Services and Supports

7

Do you have a case plan?	
	17
Yes	136
No	52
I have a case plan, but I don't agree with it	6
Total	194
Percent Yes [includes response of "I have a case plan, but I don't agree with it"]	72%

Do you attend your foster care court hearings?	
	17
Yes	102
Sometimes	46
No, but I want to attend my foster care court hearings	23
I do not want to attend my foster care court hearings	23
Total	194

Do you understand what your permanency goal means?	
	17
Yes	159
No	35
Total	194
Percent Yes	82%

I understand that I am entitled to have the courts review my permanency goal.	
	17
Yes	180
No	14
Total	194
Percent Yes	93%

17: Foster Care Legal Process

I want to be adopted.	
	17
Yes	26
No	151
I am not sure	17
Total	194
Percent Yes [Does not include responses of 'I am not sure']	15%

Age 17: Services and Supports

7

Do you have an Education & Career Path Plan? (This plan is developed in school and contains information on your career interests and what kind of classes you will take to support your career interests. Your Education and Career plan is also part of your case plan)	
	17
Yes	115
No	79
Total	194
Percent Yes	59%

I am currently receiving the education services outlined in my education plan - such as the Florida Standards Assessment (FSA), SAT, ACT Preparation or Tutoring.	
	17
Yes	111
No	52
I do not need educational services	25
I DO NOT want educational services	6
Total	194

During this school year - who attended the parent/teacher conferences with you? [Select all that apply]	
	17
No one attended my parent/teacher conferences	72
Group Home Staff	40
Foster Parents	51
Caseworker	45
Guardian Ad Litem	20
Family	10
Mentor	2
Biological Parent(s)/Family	4
Other: Non- relative caregiver	14

Who helps with your homework? [Select all that apply]	
	17
Group Home Staff	49
Foster Parents	41
Teachers at school	72
Mentor	19
Tutor	55
No one helps me with my homework	73

Do your foster parents or group home staff review your school grades and report card with you?	
	17
Yes	149
No	45
Total	194
Percent Yes	77%

Does your caseworker review your school grades and report card with you?	
	17
Yes	129
No	65
Total	194
Percent Yes	66%

17: Education

Age 17: Services and Supports

7

17: Education

I have completed the following admissions/vocational tests: [Select all that apply]	
	17
PSAT	45
SAT	66
ACT	31
College Placement Test	9
ASVAB (Armed Services Vocational Aptitude Battery)	7
None	111

Do you have someone that is assisting you with applying for a post-secondary education program?	
	17
Yes	96
No	82
I DO NOT want Help	16
Total	194
Percent Yes	49%

I have been explained the information on the Bright Futures Scholarship program including information on application deadlines and grade point requirements.	
	17
Yes	99
No	95
Total	194
Percent Yes	51%

I have information on the State of Florida tuition waiver.	
	17
Yes	101
No	93
Total	194
Percent Yes	52%

I have been explained information on other grants, scholarships and waivers.	
	17
Yes	115
No	79
Total	194
Percent Yes	59%

 **State of Florida
Department of Children and Families** Rick Scott
Governor
Mike Cannon
Secretary

Date: _____

To: Florida Public State University, Public Florida College System Institution, or
Public Postsecondary Career and Technical Program

From: _____ Department of Children and Families
or Community Based Care Lead Agency

Title: _____

Subject: Tuition and Fee Exemption for Students Receiving or Formerly Receiving Services from the
Department of Children and Families

Please accept this letter certifying that _____ (name),
whose date of birth is _____, meets one of the following criteria necessary to obtain
exemption from paying tuition and fees at a Florida public state university, public Florida College System
institution or public postsecondary career and technical program, pursuant to the "Florida K-20 Education
Code," Section 1009.25(1)(a)-(d), Florida Statutes (check one):

☐ He or she is or was at the time he or she reached age 18 in the custody of the Department of
Children and Families;

☐ He or she was adopted from the Department of Children and Families after May 5, 1997;

☐ He or she is or was at the time of reaching age 18 in the custody of a relative under s. 39.5005, F.S.;

☐ He or she is or was at the time of reaching age 18 in the custody of a non-relative under s. 39.5005,
F.S.; or

☐ He or she was placed in a guardianship by the court after spending at least 6 months in the custody
of the department after reaching 16 years of age.

The tuition and fee exemption **CANNOT** be used at an out-of-state educational institution or in-state private
university, private community college or private postsecondary career and technical program. Please contact
the financial aid office at the school to determine whether alternative tuition and fee exemptions or
scholarships are available through the school.

Effective July 1, 2010¹, this exemption remains valid until the young person reaches the age 25, which
will occur on _____.

Please contact _____, Florida Department of Children and Families
or Community Based Care Lead Agency at _____, to verify information contained
in this form or for additional information.

Signature of Community Based Care Lead Agency Representative _____ Date Signed _____

¹ Please note: If you are receiving this form when leaving the custody of DCF, but are not ready to use the exemption at this time,
you will need to read Section 1009.25(1)(a), F.S., to ensure that the statute still provides the tuition and fee exemption for former
foster youth in the category in which you qualify. Florida laws may change from year to year.

DP-PSF 8220, PSF 01-2010

<http://www.myflfamilies.com/service-programs/independent-living/tuition--fee-exemptions>

Age 17: Services and Supports

7

I HAVE LEARNED about healthy personal relationships.	
	17
Yes	186
No	8
Total	194
Percent Yes	96%

I HAVE LEARNED how to recognize and protect myself from domestic violence.	
	17
Yes	185
No	9
Total	194
Percent Yes	95%

I HAVE LEARNED about the risks of using drugs, alcohol and tobacco.	
	17
Yes	189
No	5
Total	194
Percent Yes	97%

In the past 12 months have you been arrested.	
	17
Yes	48
No	146
Total	194
Percent Yes	25%

17: Risk Behaviors

Age 17: Services and Supports

7

17: Medication

Are you currently taking any prescription medications?	
	17
Yes	91
No	103
Total	194
Percent Yes	47%

If answered "Yes" – Asked the following:

Do you understand the possible side effects of your medication?	
	17
Yes	78
No	13
Total	91
Percent Yes	86%

Is there someone that you talk to about your medications?	
	17
Yes, and I think they listen to my concerns	81
I have someone to talk to, but I DO NOT think they listen to my concerns	7
I do not have anyone to talk to about my medications	3
Total	91

Age 17: Services and Supports

7

17: Health & Well-Being

Are you receiving the dental care you need?	
	17
Yes	180
No	14
Total	194
Percent Yes	93%

Are you receiving the mental health care you need?	
	17
Yes	106
No	11
I do not need mental health services	71
I am receiving mental health services I DO NOT WANT	6

Are you receiving the substance abuse treatment services you need?	
	17
Yes	23
No	23
I do not need substance abuse treatment services	144
I am receiving substance abuse treatment services I DO NOT WANT	4
Total	194

17: Connection to Others

Is there an adult in your life that you go to for advice and support (DO NOT count your caseworker, foster parents, or staff at a group home)?	
	17
Yes	158
No	36
Total	194
Percent Yes	81%

I have a mentor.	
	17
Yes	84
No	77
I would like a mentor	33
Total	194

Age 17: Services and Supports

7

17: Teen Life

I receive my personal allowance each week.	
	17
Yes	112
No	82
Total	194
Percent Yes	58%

I have my own savings account.	
	17
Yes	69
No	125
Total	194
Percent Yes	36%

I have a cell phone.	
	17
Yes	152
No	42
Total	194
Percent Yes	78%

I have a computer.	
	17
Yes	88
No	106
Total	194
Percent Yes	45%

I have internet in my foster home/foster care placement.	
	17
Yes	153
No	41
Total	194
Percent Yes	79%

I have a learner's permit.	
	17
Yes	68
No	126
Total	194
Percent Yes	35%

Have you successfully completed a driver's education course?	
	17
Yes	81
No	105
I had the opportunity to take a driver's education course and I did not want to take course	
	8
Total	194

I have a driver's license.	
	17
Yes	14
No	180
Total	194
Percent Yes	7%

Learn to Drive

1
ABOUT KII
(LEARN MORE)

2
APPLY NOW
(LEARN MORE)

3
RESOURCES
(LEARN MORE)

4
CONTACT US
(LEARN MORE)

What is Keys to Independence

The Florida Keys to Independence Act was signed into law in 2014. It is targeted at youth in licensed foster care between the ages of 17 to 21.

The Act created a 3-year pilot project. The Department of Children and Families selected Community Based Care of Central Florida (CBCCF) to operate and manage the program for the entire state.

On May 1, 2017, Governor Rick Scott signed SB 60 into law. This law allowed Keys to Independence to become a permanent program.

The project will reimburse youth and caregivers for the costs associated with driver's education, driver's licenses and other costs related to attaining a driver's license.

Why is the Keys to Independence Program important?

We know:

- That there are many barriers for youth in foster care to learn to drive safely and to obtain a driver's license.
- That a young adult cannot be fully independent without a driver's license.
- That a driver's license helps a youth to have a job, go to school, participate in social activities.
- That having driver's education and getting a driver's license is part of a normal teen's life.

www.keystoindependence.org

Age 17: Services and Supports

7

17: Employment

I am learning job skills and independence by earning extra money by babysitting, mowing lawns, cleaning yards and other activities approved by my foster parent or group home staff.	
	17
Yes	104
No	90
Total	194
Percent Yes	54%

I have been told about youth employment programs in my area, by my Case worker or staff.	
	17
Yes	99
No	95
Total	194
Percent Yes	51%

I am currently employed.	
	17
Yes	47
No	147
Total	194
Percent Yes	24%

I am getting job experience by volunteering.	
	17
Yes	90
No	104
Total	194
Percent Yes	46%

I HAVE LEARNED specific employment skills based on my interest and abilities.	
	17
Yes	136
No	54
I am currently attending a training program specific to my interests and abilities	4
Total	194
Percent Yes	70%

What additional help do you need to get a job? [Select all that apply]	
	17
Better reading and/or math skills	16
Job coaching	34
Proper clothing	19
Learning how to complete a resume	43
Interviewing skills	39
Learning how to work out problems with coworkers and bosses	15
Learning how to complete a job application	28
Finding companies that are hiring	48
None	66

Age 17: Transition Planning

7

I have signed my Independent Living Transition Plan and it has been filed with the court.	
	17
Yes	69
No	52
I do not know	72
I had the opportunity to develop my Independent Living Transition Plan - I DO NOT WANT to develop a transition plan	1
Total	194
Percent Yes	36%

Do you know what life skills you need to learn and practice to better prepare you for turning 18 and leaving foster care?	
	17
Yes	173
No	21
Total	194
Percent Yes	89%

Did you develop a budget for your housing and other expenses when you leave foster care?	
	17
Yes	66
No	128
Total	194
Percent Yes	34%

Have you been informed of your option to remain in Extended Foster Care past the age of 18?	
	17
Yes	174
No	20
Total	194
Percent Yes	90%

If answered "Yes" –
Asked the following:

Do you plan to remain in Extended Foster Care when you turn 18?	
	17
Yes	112
No	62
Total	174
Percent Yes	64%

Do you understand that you can decide to return to Foster Care up to your 21st Birthday?	
	17
Yes	56
No	6
Total	62
Percent Yes	90%

If answered "No" –
Asked the following:

Search ... CONTACT US

ABOUT US OUR PROGRAMS EVENTS GET INVOLVED CONFERENCES ONLINE STORE DONATE

Florida's I.L. Resource Center

Florida's Independent Living Resource Center

1-844-ILYOUTH(844-459-6884) ILYOUTH@danielkids.org

Florida's Independent Living Resource Center opened in 2016. It was created to serve as an information clearinghouse to address all areas of Independent Living in Florida. As a free service, the I.L. Center provides information and referral services to youth, adoptive parents, former foster youth, teachers, mentors and social services professionals. The center also provides bi-annual statewide training opportunities for Independent Living professionals.

<https://www.danielkids.org/our-programs/floridas-i-l-resource-center/>

Florida's Youth Survey: Spring 2018

End of Report

Questions about the survey, survey data or this report-

Please Contact: Cby25i (Connected by 25)

Info@Cby25i.org

813-222-0099

