



ADOPTION INCENTIVE

ANNUAL REPORT

Department of Children and Families

Office of Child Welfare

November 15, 2016

Mike Carroll
Secretary

Rick Scott
Governor

Table of Contents

Purpose..... 3

Comprehensive Baseline Assessment 3

2016 Adoption Baseline Data..... 4

Adoption Incentive Program 11

Conclusions..... 15

Attachments:

Appendix A..... Total Adoptions & Number of Families Who Have Adopted

Appendix B..... Total Adoptions & Percent Change in Total Number of Adoptions

Appendix C Number of Children Who are Eligible for Adoption Who Were Adopted & Percent of Eligible Children

Appendix D..... Length of Stay from Last Removal to Termination of Parental Rights & Termination of Parental Rights to Adoption

Appendix E..... Number of Adoptions Finalized Within 5 months of Termination of Parental Rights

Appendix F..... Number of Children Who Were Available (Post-Termination of Parental Rights) for 24 months or Longer

Appendix G Number of Children Adopted Ages 14- to 17-Years-Old

Appendix H..... Number of Children Who Were Placed in a Group Home for a Minimum of 30 Days Within the Year Preceding Placement for Adoption

Annual Adoption Survey

Purpose

The Adoption Incentive Program is intended to improve the achievement of permanency, stability, and well-being for children residing in foster care through the development of specific and measurable performance standards. Section 409.1662(4), Florida Statutes (F.S.), requires the Florida Department of Children and Families (Department) to provide an annual report to the Governor and Legislature of the established negotiated targets, outcomes achieved, and incentive payments made to each Community-Based Care (CBC) Lead Agency during the previous state fiscal year.

Section 409.1662(2)(a), F.S., requires the completion of a baseline assessment of performance in the areas listed below. In establishing the baseline assessment, some limitations to available data exist, which are described throughout this report. The most recent five years of available data were evaluated for the following adoption performance areas:

1. The number of families attempting to adopt children from foster care and the number of families completing the adoption process.
2. The number of children eligible for adoption and the number of children whose adoptions were finalized.
3. The length of time eligible children waited for adoption.
4. The number of adoptions that resulted in disruption or dissolution and the subset of those disrupted adoptions that were preventable by the CBC Lead Agency or the subcontracted provider.
5. The length of time taken to complete each phase of the adoption process.
6. The expenditures made to recruit adoptive homes and a description of any initiatives to improve adoption performance or streamline the adoption process.
7. The results of any specific effort to gather feedback from prospective adoptive parents, adoptive parents, children in the child welfare system, adoptees, and other stakeholders.
8. The use of evidence-based, evidence-informed, promising and innovative practices in recruitment, orientation and preparation of appropriate adoptive families; matching children with families; supporting children during the adoption process; and providing post-adoptive support.

Comprehensive Baseline Assessment

Per statutory requirements (s. 409.1662(2)(a), F.S.), the Department conducted a comprehensive baseline assessment of the eight required adoption performance areas. In addition, the Department further analyzed adoption trends and selected an additional four areas of performance to assess, which include:

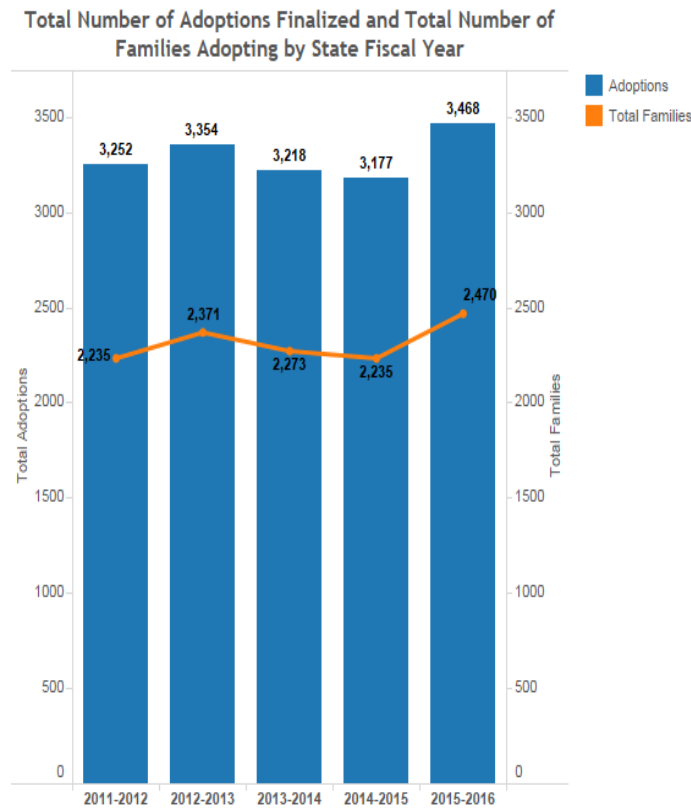
1. Children whose adoption finalized within five months of termination of parental rights;
2. Children available for adoption 24 months or longer;
3. Children adopted between the age of 14- and 17-years-old; and

- Children adopted who had been residing in group care for 30 days preceding their adoption placement.

Five years of available data were analyzed for each adoption performance standard. The data obtained from the baseline assessment was then used to assist in the determination of adoption outcomes for the State Fiscal Year (SFY) 2016-17 Adoption Incentive Program. To compile this report, available data was extracted from the Florida Safe Families Network (FSFN), which is Florida’s child welfare system of record. Any variation in this data collection methodology is noted in the report. The Department designed additional FSFN functionality to support data collection around the identified adoption performance measures. As a result, the Department was able to capture data on applicable performance measures from April 1, 2016 through June 30, 2016.

2016 Adoption Baseline Data

- The number of families attempting to adopt children from foster care and the number of families completing the adoption process.



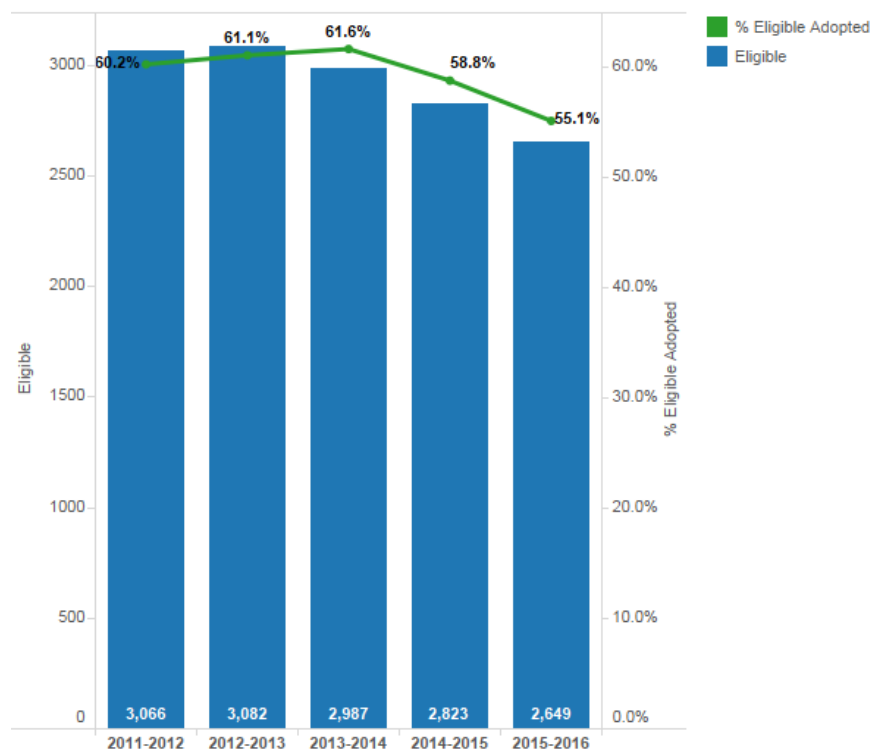
Enhancements were made to FSFN in April 2016 to aid in accurately tracking the number of families attempting to adopt. As a result, it was determined that improvements in statewide data entry and training would need to occur in order to ensure accurate documentation for this measure. Since January 2016, the Department has conducted trainings throughout the state with all CBC Lead Agencies and their subcontracted providers to offer additional guidance on how to properly document this measure within FSFN. The Department will continue to provide statewide trainings in an effort to ensure that future data extracted from FSFN can precisely track this measure.

The chart on the previous page depicts the total number of adoptions and the actual number of families who adopted at least one child each state fiscal year during the five-year assessment period. (See Appendix A for data at the CBC Lead Agency level.)

Between SFY 2011-12 and SFY 2015-16, the Department averaged 3,294 finalized adoptions annually, and the number of families who adopted one or more children from foster care averaged 2,317. The recent implementation of the Adoption Benefits Program for State and Other Qualifying Employees found in s. 409.1664, F.S., and the Adoption Incentive Program located in s. 409.1662, F.S., were potential factors that contributed to the rise in the total number of adoptions and the number of families adopting from the foster care system for SFY 2015-16.

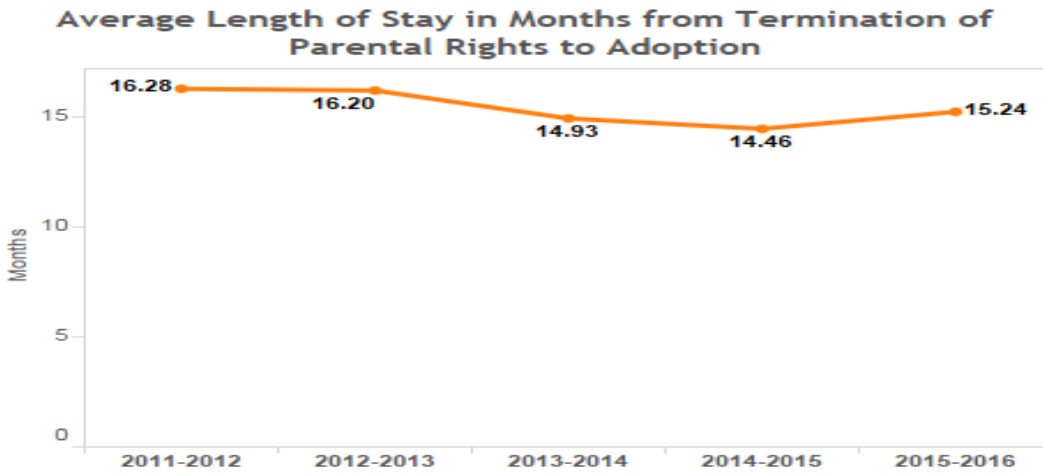
2. The number of children eligible for adoption and the number of children whose adoptions were finalized.

Total Number of Children Eligible for Adoption on 7/1 and Percentage of Children that were Adopted by 6/30 for each State Fiscal Year



The chart to the left illustrates the overall trend in the number of children eligible for adoption on July 1 of the particular fiscal year and the subset of those children who were subsequently adopted by June 30 of that fiscal year. Since SFY 2014-15, both the number of eligible children and the percent adopted declined from the previous years. (See Appendices B and C for CBC Lead Agency level data.)

3. The amount of time eligible children waited for adoption.



In Florida, children are not eligible for adoption until the parental rights of their legal and/or biological parents have been terminated. The chart to the left represents the average length of time from the

termination of parental rights (TPR) to finalized adoption for children who have a finalized adoption during the five-year baseline assessment period. The chart shows that the statewide average for the length of time from TPR to adoption finalization decreased from 16.28 months to 15.24 months between SFYs 2011-12 and 2015-16. (See Appendix D for CBC Lead Agency level data.)

4. The number of adoptions that resulted in disruption or dissolution and the subset of those disrupted adoptions that were preventable by the Lead agency or the subcontracted provider.

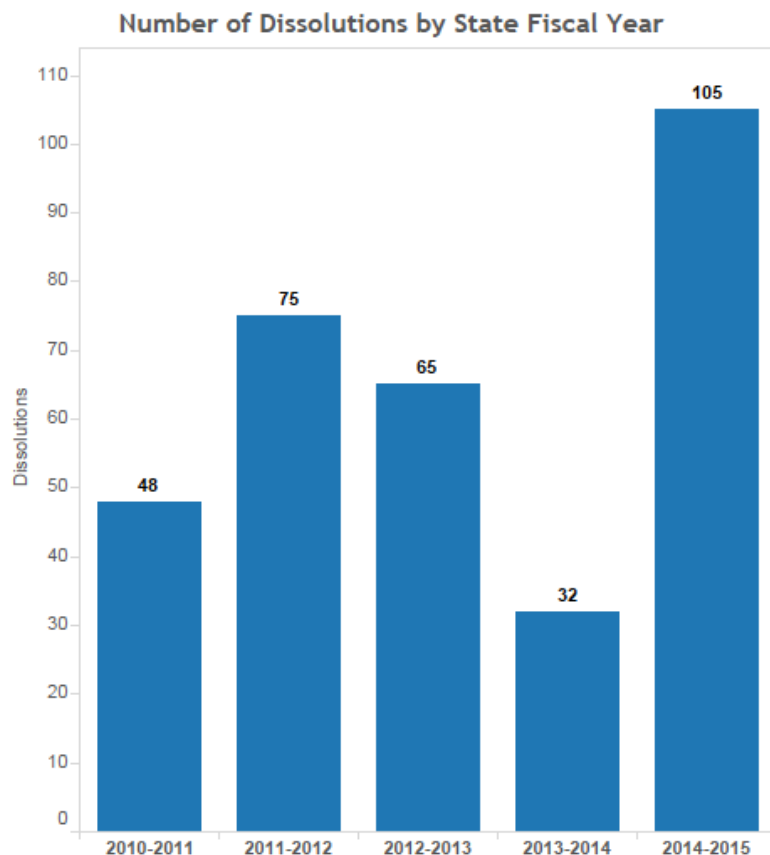
Number of Total and Preventable Disruptions, April 1, 2016 through October 3, 2016

Primary Agency	Number of Preventable Disruptions	Total Disruptions	Percent Preventable
C 1 FamiliesFirst Network	18.00	31.00	58.1%
C 2 & 14 Big Bend CBC	1.00	2.00	50.0%
C 3 & 8 Partnership Strong Families	0.00	0.00	
C 4 Clay - Kids First Florida	0.00	0.00	
C 4 Family Support Svcs North Fla	0.00	0.00	
C 5 Kids Central, Inc.	1.00	2.00	50.0%
C 6 Eckerd Community Pinellas/Pasco	5.00	12.00	41.7%
C 7 Community Partnership Children	0.00	0.00	
C 7 St. Johns Family Integrity	0.00	0.00	
C 9 CBC Central Fla Orange-Osceola	1.00	4.00	25.0%
C 11 & 16 Our Kids	0.00	4.00	0.0%
C 12 Sarasota Safe Children Coalition	1.00	2.00	50.0%
C 13 Eckerd Community Hillsborough	2.00	6.00	33.3%
C 15 ChildNet Palm Beach	3.00	10.00	30.0%
C 17 ChildNet Broward	0.00	0.00	
C 18 Brevard Family Partnership	0.00	0.00	
C 18 CBC Central Fla Seminole	0.00	0.00	
C 19 Devereux CBC	0.00	0.00	
C 20 Children's Network of SW Fla	1.00	2.00	50.0%
C10 Heartland for Children	1.00	2.00	50.0%
Statewide	34.00	77.00	44.2%

The April 2016 enhancements to FSFN resulted in new functionality to track the number of disruptions that have occurred throughout Florida. The chart to the left shows a listing of the total disruptions and those that were preventable by the CBC Lead Agency

Data collection for disruption of adoptions within FSFN started April 1, 2016.

or the subcontracted provider. A preventable disruption is defined as a family withdrawing their expressed intent to adopt due to the family no longer being interested in adoption. As represented below, several CBCs have had no disruptions within the past five months with a statewide total of 77 disruptions.



Chapter 65C-16.001(12), Florida Administrative Code, defines dissolution as the return of a child to out-of-home care and the subsequent termination of the parental rights of the adoptive parents. Dissolutions continue to be tracked manually by the CBC Lead Agencies and the Department's Statewide Adoption Program Specialist.

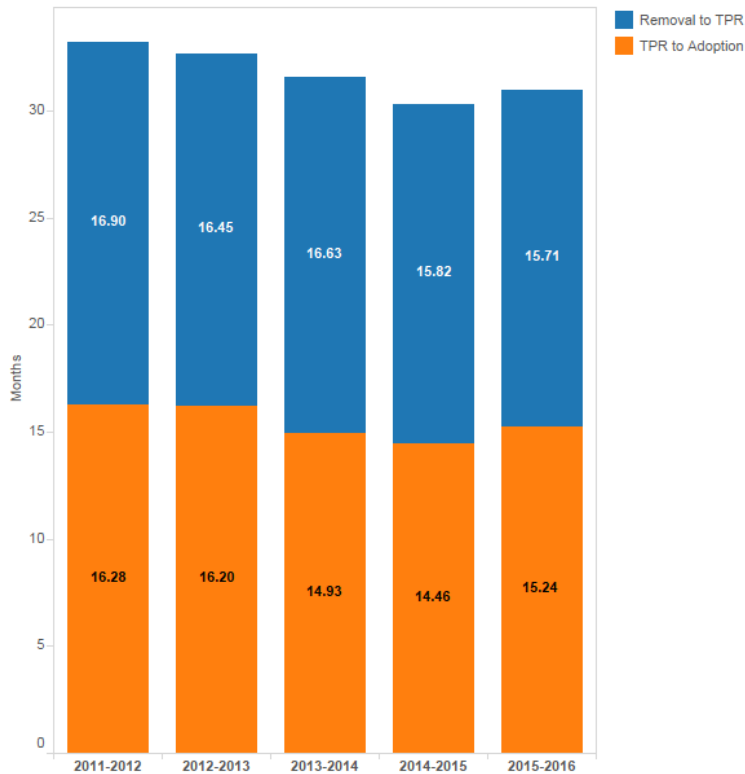
The chart to the left reflects that the number of adoption dissolutions for SFY 2014-15 was the highest among the last five state fiscal years. CBC Lead Agencies reported that often adoptions that occurred years ago when the child was at a young age are the population of children who are now

having dissolutions. This subset of children are now adolescents, and their adoptive parents are unable to manage their behaviors.

5. The time taken to complete each phase of the adoption process.

There are two clear phases of the adoption process. The first phase of the adoption process is the time between the removal of the child from his/her biological and/or legal parents to the termination of paternal rights of both parents. The second phase of the adoption process begins with the termination of parental rights of both parents and ends with the finalized adoption of the child.

Average Length of Stay in Months from Removal to Last Termination of Parental Rights and Last Termination of Parental Rights to Adoption Finalization



The chart to the left displays the time it took to complete each phase of the adoption process during the last five state fiscal years, as well as the total time it took to reach adoption completion. (See Appendix D for CBC Lead Agency level data.) Over the past five years, there continued to be a decrease in the length of time from removal to TPR; however, the time from TPR to adoption is at a high of 15.24 months since SFY 2013-14.

6. The expenditures made to recruit adoptive homes and a description of any initiative to improve adoption performance or streamline the adoption process.

New functionality was added to FSN to enable the tracking of adoptive home recruitment expenditures beginning April 2016. Efforts to recruit adoptive homes were categorized as the following:

- General Recruitment – Recruitment event to increase the number of prospective adoptive parents.
- Targeted Recruitment – Recruitment event to increase a specific population of prospective adoptive parents.
- Child-Specific Recruitment – Individualized recruitment plan that is specific to a particular child’s background.

CBC Lead Agencies and their subcontracted providers utilized foster and adoptive parent support groups, churches, community fairs, local media outlets, and social media to recruit adoptive homes for available children throughout the state. From April 2016 through October 2016, 10 of the 19 CBC Lead Agencies covering Florida’s 20 judicial circuits reported the use of

Department contracted dollars, grants, and in-kind donations for the recruitment of adoptive homes in the amount of \$110,677.

Expenditures for Adoption Related Activities, April 1, 2016 to October 3, 2016

Primary Agency	# Child Specific Activities	Child Specific Expenditures	# General Activities	General Expenditures	# Targeted Activities	Targeted Expenditures	Total Events	Total Expenditures
C 1 FamiliesFirst Network	28	\$0	5	\$0	1	\$300	34	\$300
C 2 & 14 Big Bend CBC	0	\$0	0	\$0	0	\$0	0	\$0
C 3 & 8 Partnership Strong Families	0	\$0	0	\$0	0	\$0	0	\$0
C 4 Clay - Kids First Florida	0	\$0	0	\$0	0	\$0	0	\$0
C 4 Family Support Svcs North Fla	0	\$0	0	\$0	0	\$0	0	\$0
C 5 Kids Central, Inc.	0	\$0	0	\$0	1	\$31	1	\$31
C 6 Eckerd Community Pinellas/Pas..	0	\$0	0	\$0	3	\$10	3	\$10
C 7 Community Partnership Children	0	\$0	2	\$384	0	\$0	2	\$384
C 7 St. Johns Family Integrity	1	\$0	0	\$0	0	\$0	1	\$0
C 9 CBC Central Fla Orange-Osceola	0	\$0	0	\$0	0	\$0	0	\$0
C 11 & 16 Our Kids	0	\$0	0	\$0	0	\$0	0	\$0
C 12 Sarasota Safe Children Coalition	0	\$0	0	\$0	0	\$0	0	\$0
C 13 Eckerd Community Hillsborough	0	\$0	0	\$0	0	\$0	0	\$0
C 15 ChildNet Palm Beach	1	\$45	2	\$325	1	\$160	4	\$530
C 17 ChildNet Broward	0	\$0	0	\$0	0	\$0	0	\$0
C 18 Brevard Family Partnership	0	\$0	1	\$621	0	\$0	1	\$621
C 18 CBC Central Fla Seminole	0	\$0	0	\$0	0	\$0	0	\$0
C 19 Devereux CBC	31	\$108,441	48	\$115	1	\$0	85	\$108,556
C 20 Children's Network of SW Fla	0	\$0	12	\$245	0	\$0	11	\$245
C10 Heartland for Children	8	\$0	10	\$0	1	\$0	19	\$0
Statewide	69	\$108,486	80	\$1,690	8	\$501	161	\$110,677

Data collection for expenditures for adoption related activities within FSFN started April 1, 2016.

The recruitment of adoptive parents who will be committed to parenting children who have experienced some form of trauma and have special needs can be challenging. Some CBC Lead Agencies have implemented practices to improve not only their recruitment of adoptive homes but also how they can streamline the adoption process for those waiting families.

7. The results of any specific effort to gather feedback from prospective adoptive parents, adoptive parents, children in the child welfare system, adoptees, and other stakeholders.

The Department, in conjunction with the CBC Lead Agencies, conducted an Annual Adoption Survey to gather feedback from prospective adoptive parents, children in the child welfare system, adoptees and other stakeholders between August 2016 and October 2016.

The survey inquired about the participants' overall adoption experience, the quality and timeliness of services, and post-adoption services/supports in their area. A total of 339 responses were received. A copy of the survey instrument is attached to this report, as well as the outcomes.

Overall, participants reported that their CBC Lead Agencies excelled in three areas: the timely completion of the adoption home study, responsiveness to questions, and offering transparency

during the adoption process. The majority of participants expressed that the CBC Lead Agencies need to improve in the following areas: negotiating adoption subsidy, post-adoption services/supports, and assistance in accessing post-adoption services/supports.

8. The use of evidence-based, evidence-informed, promising, and innovative practices in recruitment, orientation, and preparation of appropriate adoptive families, matching children with families, supporting children during the adoption process, and providing post-adoptive support.

CBC Lead Agencies throughout the state reported the use of various tools and practices used in the preparation of appropriate adoptive families, matching children and providing post-adoption supports.

Statewide Practices

Some commonly practiced recruitment activities utilized throughout the state by the CBC Lead Agencies and their subcontracted providers are: featuring professional portraits of available children on Florida's Explore Adoption website and using the Adopt Us Kids and Children Awaiting Parents national websites. Several CBCs also use Heart Galleries to recruit families for children with unidentified adoptive homes by displaying professional portraits on a centralized website and within the communities at local businesses and churches. Additionally, social media outlets such as Facebook and YouTube are used to feature available children and promote adoption.

The Dave Thomas Foundation's Wendy's Wonderful Kids (WWK) program is a nationally recognized child-focused recruitment program. Staff designated by the local CBC as the WWK recruiter receive intensive training in the area of individualized recruitment. The WWK recruiter creates a written assessment for each designated WWK child that is focused on the child's adoption readiness, which is updated quarterly. Each recruiter also tailors recruitment activities for WWK children. The following CBC Lead Agencies have a WWK recruiter: Big Bend Community Based Care, Community Based Care of Central Florida, Eckerd Community Alternatives (Hillsborough), Family Support Services of North Florida, Partnership for Strong Families and Our Kids of Miami Dade and Monroe, Inc.

In collaboration with Casey Family Programs, CBC Lead Agencies have incorporated the Permanency Roundtable Program (PRT), which is a case consultation model focused on securing permanent families and/or adult connections for children who are lingering in the foster care system. Case consultations engage all members of the child's permanency team, including the child and anyone the child deems to be a significant individual in his/her life. The goal of PRT Program is to remove all barriers that are preventing permanency. Currently, the following

CBC Lead Agencies complete PRTs: Community Based Care of Central Florida; Community Partnership for Children, Inc.; ChildNet, Inc. (Broward and Palm Beach); Devereux Families, Inc.; Eckerd Community Alternatives (Hillsborough, Pasco & Pinellas); Family Support Services of North Florida, Inc.; Families First Network; Sarasota Family YMCA, Inc.; and Our Kids, Miami-Dade Monroe, Inc.

[Heartland for Children and Sarasota Family YMCA](#)

The Florida 111 Project, is a faith-based partnership model that Heartland for Children and Sarasota Family YMCA are each piloting in their areas. The mission of the 111 Project is that every church will commit one family to one purpose: leaving no child without a family. Through Florida 111, local pastors communicate with other pastors about the need for quality adoptive parents. This message is shared within the congregation and brings forth advocacy and education to the community regarding the need for adoptive families.

[Eckerd Community Alternatives-Hillsborough](#)

Eckerd Community Alternatives-Hillsborough utilizes the Sylvia Thomas Center, which offers comprehensive support to adoptive families in the form of counseling and behavioral services. Additional services offered by the Sylvia Thomas Center are teen support groups, elementary school age support groups, quality parenting trainings, and training for staff and other community partners in the area of adoption.

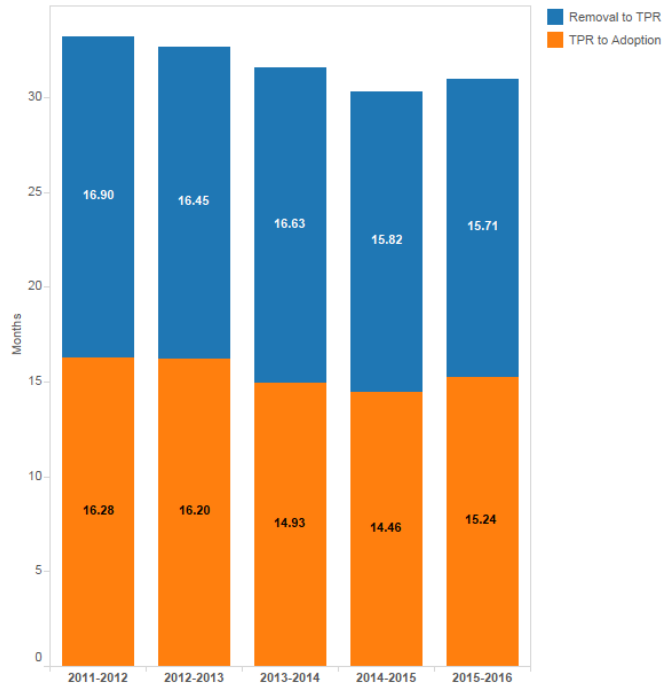
[Family Support Services of North Florida](#)

Family Support Services of North Florida has taken the initiative to have Adoption Competent Therapists who work under a comprehensive services contract to conduct their parent preparation classes for prospective adoptive families. The prospective adoptive families are assessed to ensure they fully comprehend the level of trauma children in the child welfare system have experienced. The Adoption Competent Therapists are also equipped to complete adoption home studies. Family Support Services of North Florida offers CORE classes, which are advanced training classes about trauma and its effects on the brain. Journey to Adoption is an educational series of classes also offered by Family Support Services of North Florida. Adoption recruiters work closely with their prospective adoptive families to review and understand the meaning of child studies for available children. Family Support Services of North Florida reported that, through these initiatives, the CBC has seen an increase in matched families, with approximately 70 percent of families attending the series being successfully matched with an available child.

Adoption Incentive Program

During SFY 2015-16, Florida saw its highest number of adoptions within the last five years, achieving 3,468 adoptions. The following data depicts adoption trends and additional detail regarding the children who reach adoption finalization.

Average Length of Stay in Months from Removal to Last Termination of Parental Rights and Last Termination of Parental Rights to Adoption Finalization



Adoption Trends and Findings

The chart to the left highlights the length of time it takes from legal termination of parental rights to adoption finalization. The five-year average length of time from TPR to adoption is 15 months. State fiscal year 2015-16 showed the lowest length of time from removal to termination of parental rights, with a 1.19-month decrease from SFY 2011-12. In the same year, the time from TPR to adoption finalization increased by 0.78 months from SFY 2014-15. This suggests that while Florida is improving in the concurrent planning process and reducing legal barriers prior to TPR, children who are legally free for adoption are continuing to remain in out-of-home care.

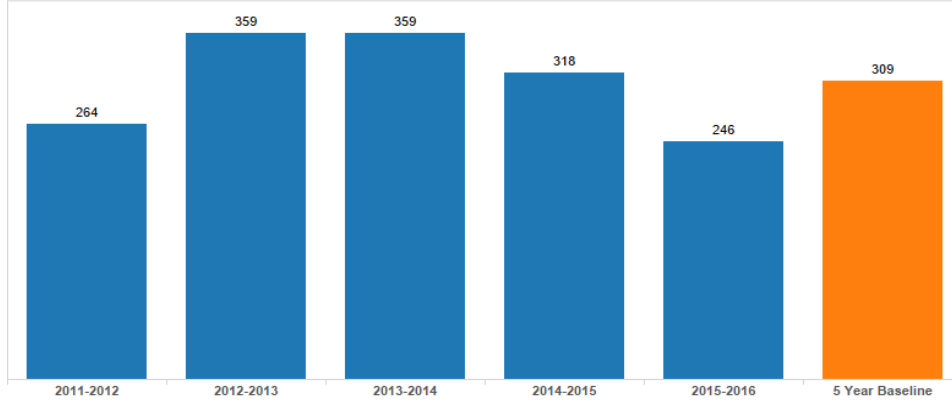
The data provided in this report will continue to explore some of the characteristics of those eligible children who are waiting to achieve permanency through adoption.

Length of Stay for Available Children

“Children available for adoption” is defined as children whose biological and/or legal parents’ parental rights have been terminated. The following charts depict the statewide average for children whose adoptions were finalized less than five months after TPR and those children who were available at least 24 months or longer and who have a finalized adoption. (See Appendices E and F for CBC Lead Agency level data.)

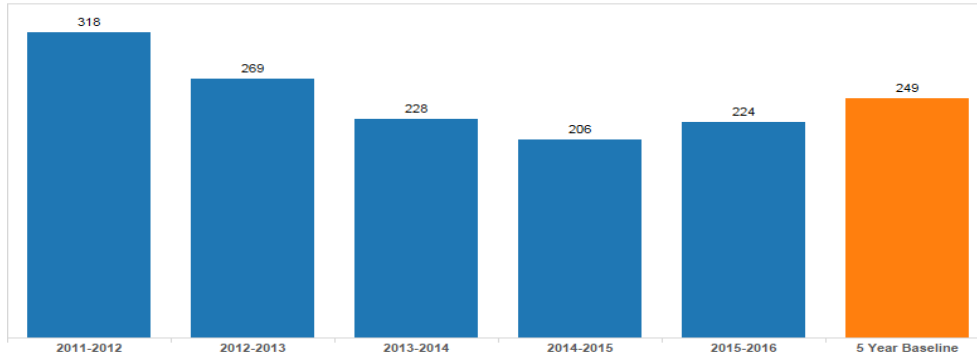
The data shows that the number of children being adopted within five months of the termination of their parents’ parental rights has been declining for the past two state fiscal years, with a five-year average of 309. The number of children eligible for adoption for 24 months or longer increased in SFY 2015-16 to 224 from 206 the previous state fiscal year.

**Number of Children Whose Adoption Finalized within 5 Months
of Termination of Parental Rights**
Region: All
CBC: All



Data Source: OCW Data Reporting Unit, Regularly Scheduled Report #164

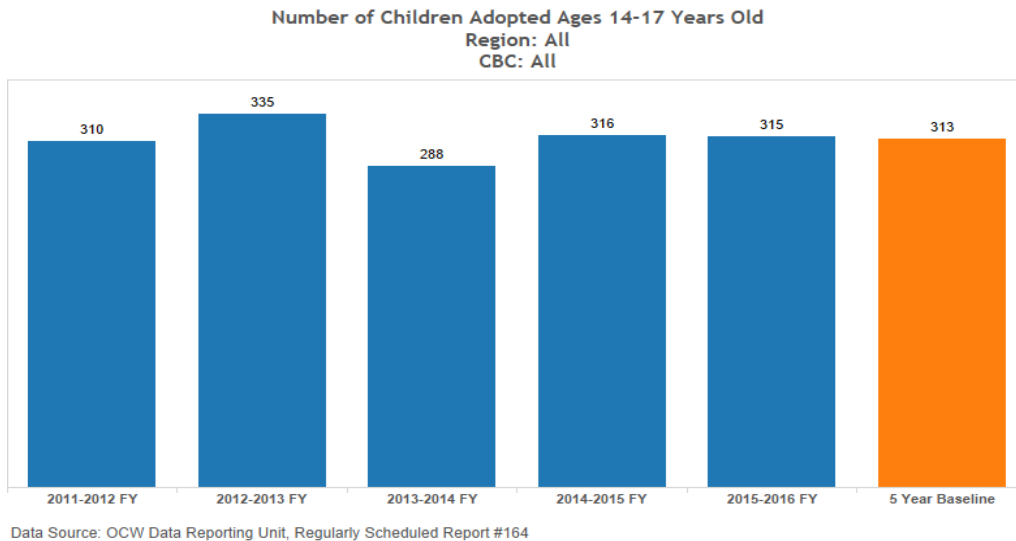
**Number of Children who were Available for Adoption
(Post Termination of Parental Rights) for 24 Months or Longer**
Region: All
CBC: All



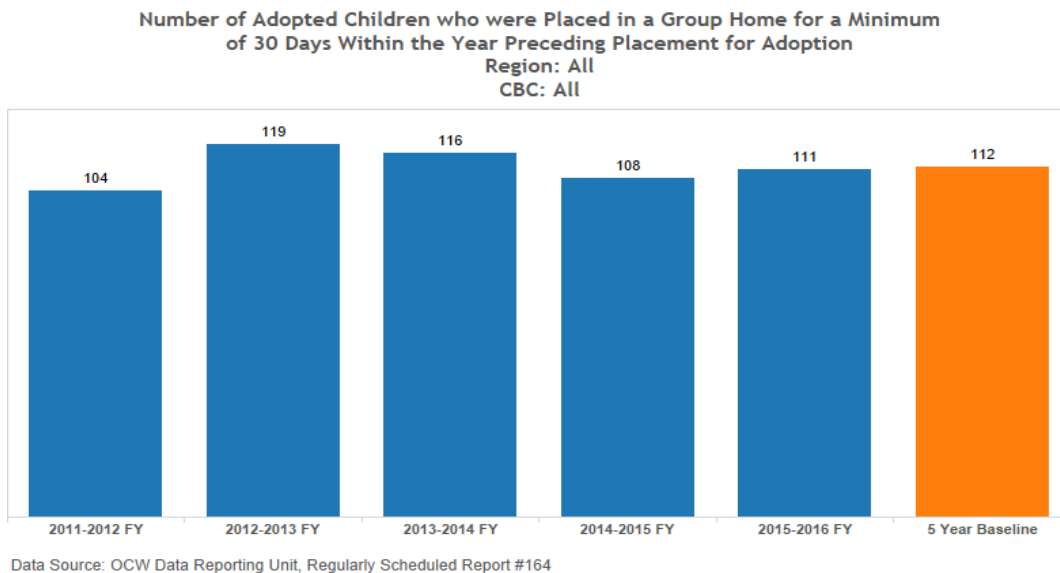
Data Source: OCW Data Reporting Unit, Regularly Scheduled Report #164

Age and Placement Setting at Finalization: Information and Findings

Over the course of SFY 2015-16, the Department finalized 3,468 adoptions. Children between the ages of 14-17 accounted for 9 percent of all finalized adoptions in SFY 2015-16. (See Appendix G for CBC Lead Agency level data.) The chart below shows a relatively steady number of children adopted ages 14-17 for the past two fiscal years.



The next chart indicates that the number of children who were placed in group homes for 30 days within the year preceding their adoption placement has slightly increased. Approximately 3 percent of all finalized adoptions within SFY 2015-16 had a child's last FSFN placement coded as group care. These group care findings are consistent with the observed data for the last four SFYs of the percentage of children who were adopted after having spent 30 days or more in group care. (See Appendix H for CBC Lead Agency level data.)



Implementation

The Department is committed to finding permanent homes for children in foster care who cannot be safely returned to their families. The Adoption Incentive Program is intended to improve the achievement of permanency, stability, and well-being for children residing in foster care through the development of specific and measurable adoption performance standards. Additionally, the program will encourage the use of evidence-based, evidence-informed, promising and innovative practices in the area of adoptions. More children being adopted from the child welfare system will not only improve the outcomes for those children but also avoid the greater expense of children remaining in foster care long term.

After reviewing the baseline data and trends, the Department believes there are four populations for whom achieving adoption finalization is more complex and challenging. Those populations are:

1. Children whose adoption finalized within five months of termination of parental rights;
2. Children available for adoption 24 months or longer;
3. Children adopted between the ages of 14- and 17-years-old; and
4. Children adopted who had been residing in group care for 30 days preceding their adoption placement.

The Legislature authorized and the Department implemented a program in which the CBC Lead Agencies will receive incentive payments for achieving specified adoption performance standards. Individualized outcome-based agreements were negotiated with each CBC Lead Agency in October and November 2016. The 2016-17 Adoption Incentive Program is scheduled to occur from January 1, 2017 through June 30, 2017. Established, negotiated targets, outcomes achieved, and incentive payments made to each CBC Lead Agency will be reported in the 2017 Annual Adoption Incentive Report.

Conclusions

The Department has worked toward implementing the statutory requirements and goals associated with the Comprehensive Baseline Assessment and the Adoption Incentive Program contained in s. 409.1662, F.S. The Department completed the baseline assessment required by s. 409.1662(2)(a), F.S., and evaluated other factors related to adoption trends in October 2016.

After reviewing the baseline and additional data, the Department has determined that the following four items will be performance-based outcomes for the 2016-17 Adoption Incentive Program:

1. Children whose adoption finalized within five months of termination of parental rights;
2. Children available for adoption 24 months or longer;
3. Children adopted between the ages of 14- and 17-years-old; and
4. Children adopted who had been residing in group care for 30 days preceding their adoption placement.

The Department believes that incentivizing these particular measures will have an impact on permanency, stability, and well-being for Florida's most vulnerable population. Measurable improvements may not be seen until the following state fiscal year, once CBC Lead Agencies adapt new practices and implement new processes. The Department and the CBC Lead Agencies will continue to work together to ensure that all children available for adoption obtain a forever family.



ADOPTION INCENTIVE

ANNUAL REPORT

Appendices A – H

Department of Children and Families

Office of Child Welfare

November 15, 2016

Appendix A

Total Adoptions and the Number of Families who Adopted 1 or More Children by State Fiscal Year

Agency	2011-2012		2012-2013		2013-2014		2014-2015		2015-2016	
	Adoptions	Total Families	Adoptions	Total Families	Adoptions	Total Families	Adoptions	Total Families	Adoptions	Total Families
C 1 FamiliesFirst Network	209	141	241	156	256	172	193	120	213	131
C 2 & 14 Big Bend CBC	120	93	146	101	150	98	191	116	239	154
C 3 & 8 Partnership Strong Families	158	106	152	107	146	118	164	120	159	115
C 4 Clay - Kids First Florida	38	19	52	37	43	26	48	32	51	34
C 4 Family Support Svcs North Fla	318	211	307	214	275	166	297	169	212	151
C 5 Kids Central, Inc.	177	123	165	111	160	96	144	94	152	89
C 6 Eckerd Community Pinellas/Pasco	293	219	306	239	370	301	337	270	287	200
C 7 Community Partnership Children	168	105	191	137	179	119	123	94	148	109
C 7 St. Johns Family Integrity	33	16	38	25	31	22	28	17	19	12
C 9 CBC Central Fla Orange-Osceola	246	167	191	138	169	135	174	112	153	118
C 11 & 16 Our Kids	223	162	285	222	275	221	210	172	389	293
C 12 Sarasota Safe Children Coalition	119	87	144	103	145	122	134	104	126	84
C 13 Eckerd Community Hillsborough	300	200	298	192	267	171	281	199	290	227
C 15 ChildNet Palm Beach	153	120	167	104	127	95	152	126	186	140
C 17 ChildNet Broward	189	140	178	143	123	92	186	140	260	200
C 18 Brevard Family Partnership	71	48	60	50	72	49	77	51	68	46
C 18 CBC Central Fla Seminole	30	22	40	20	22	13	45	28	42	23
C 19 Devereux CBC	128	74	110	80	96	67	140	103	172	125
C 20 Children's Network of SW Fla	124	85	151	102	148	92	103	86	177	136
C10 Heartland for Children	155	100	129	96	161	101	148	84	122	83
Other (DCF Child Welfare, Manatee)	0	0	3	0	3	0	2	0	3	3
Statewide	3,252	2,235	3,354	2,371	3,218	2,273	3,177	2,235	3,468	2,470

Appendix B

Total Adoptions and Percent Change in Total Number of Adoptions by State Fiscal Year

Agency	2011-2012		2012-2013		2013-2014		2014-2015		2015-2016	
	% Change in Total Adoptions	Total Adoptions	% Change in Total Adoptions	Total Adoptions	% Change in Total Adoptions	Total Adoptions	% Change in Total Adoptions	Total Adoptions	% Change in Total Adoptions	Total Adoptions
C 1 FamiliesFirst Network		209	15.31%	241	6.22%	256	-24.61%	193	10.36%	213
C 2 & 14 Big Bend CBC		120	21.67%	146	2.74%	150	27.33%	191	25.13%	239
C 3 & 8 Partnership Strong Families		158	-3.80%	152	-3.95%	146	12.33%	164	-3.05%	159
C 4 Clay - Kids First Florida		38	36.84%	52	-17.31%	43	11.63%	48	6.25%	51
C 4 Family Support Svcs North Fla		318	-3.46%	307	-10.42%	275	8.00%	297	-28.62%	212
C 5 Kids Central, Inc.		177	-6.78%	165	-3.03%	160	-10.00%	144	5.56%	152
C 6 Eckerd Community Pinellas/Pasco		293	4.44%	306	20.92%	370	-8.92%	337	-14.84%	287
C 7 Community Partnership Children		168	13.69%	191	-6.28%	179	-31.28%	123	20.33%	148
C 7 St. Johns Family Integrity		33	15.15%	38	-18.42%	31	-9.68%	28	-32.14%	19
C 9 CBC Central Fla Orange-Osceola		246	-22.36%	191	-11.52%	169	2.96%	174	-12.07%	153
C 11 & 16 Our Kids		223	27.80%	285	-3.51%	275	-23.64%	210	85.24%	389
C 12 Sarasota Safe Children Coalition		119	21.01%	144	0.69%	145	-7.59%	134	-5.97%	126
C 13 Eckerd Community Hillsborough		300	-0.67%	298	-10.40%	267	5.24%	281	3.20%	290
C 15 ChildNet Palm Beach		153	9.15%	167	-23.95%	127	19.69%	152	22.37%	186
C 17 ChildNet Broward		189	-5.82%	178	-30.90%	123	51.22%	186	39.78%	260
C 18 Brevard Family Partnership		71	-15.49%	60	20.00%	72	6.94%	77	-11.69%	68
C 18 CBC Central Fla Seminole		30	33.33%	40	-45.00%	22	104.55%	45	-6.67%	42
C 19 Devereux CBC		128	-14.06%	110	-12.73%	96	45.83%	140	22.86%	172
C 20 Children's Network of SW Fla		124	21.77%	151	-1.99%	148	-30.41%	103	71.84%	177
C10 Heartland for Children		155	-16.77%	129	24.81%	161	-8.07%	148	-17.57%	122
Other (DCF Child Welfare, Manatee)		0		3	0.00%	3	-33.33%	2	50.00%	3
Statewide		3,252	3.14%	3,354	-4.05%	3,218	-1.27%	3,177	9.16%	3,468

Appendix C

Number of Children who were Eligible for Adoption on 7/1 who were Adopted by 6/30 and Percent of Eligible Children Adopted

Agency	2011-2012			2012-2013			2013-2014			2014-2015			2015-2016		
	Eligible	Eligible Adopted	% Eligible Adopted	Eligible	Eligible Adopted	% Eligible Adopted	Eligible	Eligible Adopted	% Eligible Adopted	Eligible	Eligible Adopted	% Eligible Adopted	Eligible	Eligible Adopted	% Eligible Adopted
C 1 FamiliesFirst Network	226	144	63.7%	244	157	64.3%	264	189	71.6%	220	131	59.5%	226	130	57.5%
C 2 & 14 Big Bend CBC	83	50	60.2%	97	68	70.1%	100	58	58.0%	190	119	62.6%	175	106	60.6%
C 3 & 8 Partnership Strong Families	126	70	55.6%	115	78	67.8%	127	90	70.9%	113	66	58.4%	123	63	51.2%
C 4 Clay - Kids First Florida	30	13	43.3%	37	26	70.3%	46	28	60.9%	47	31	66.0%	41	27	65.9%
C 4 Family Support Svcs North Fla	191	132	69.1%	170	110	64.7%	163	99	60.7%	180	120	66.7%	126	65	51.6%
C 5 Kids Central, Inc.	159	108	67.9%	152	98	64.5%	152	112	73.7%	138	95	68.8%	129	77	59.7%
C 6 Eckerd Community Pinellas/Pasco	326	196	60.1%	317	184	58.0%	348	228	65.5%	293	203	69.3%	246	142	57.7%
C 7 Community Partnership Children	132	84	63.6%	163	103	63.2%	159	110	69.2%	103	69	67.0%	99	56	56.6%
C 7 St. Johns Family Integrity	9	8	88.9%	13	10	76.9%	26	20	76.9%	16	7	43.8%	10	2	20.0%
C 9 CBC Central Fla Orange-Osceola	241	152	63.1%	186	105	56.5%	146	84	57.5%	144	81	56.3%	93	51	54.8%
C 11 & 16 Our Kids	289	146	50.5%	385	214	55.6%	324	187	57.7%	210	88	41.9%	359	210	58.5%
C 12 Sarasota Safe Children Coalition	130	91	70.0%	158	114	72.2%	201	121	60.2%	159	100	62.9%	118	61	51.7%
C 13 Eckerd Community Hillsborough	303	149	49.2%	292	157	53.8%	195	110	56.4%	227	113	49.8%	224	122	54.5%
C 15 ChildNet Palm Beach	111	76	68.5%	115	74	64.3%	124	60	48.4%	102	57	55.9%	109	59	54.1%
C 17 ChildNet Broward	186	115	61.8%	186	100	53.8%	164	68	41.5%	202	106	52.5%	175	83	47.4%
C 18 Brevard Family Partnership	84	45	53.6%	63	35	55.6%	65	46	70.8%	46	20	43.5%	54	24	44.4%
C 18 CBC Central Fla Seminole	27	16	59.3%	21	13	61.9%	16	5	31.3%	35	26	74.3%	27	15	55.6%
C 19 Devereux CBC	94	76	80.9%	116	76	65.5%	129	73	56.6%	140	91	65.0%	106	64	60.4%
C 20 Children's Network of SW Fla	176	100	56.8%	135	76	56.3%	122	69	56.6%	137	61	44.5%	119	60	50.4%
C10 Heartland for Children	143	76	53.1%	117	84	71.8%	116	84	72.4%	121	75	62.0%	90	43	47.8%
Statewide	3,066	1,847	60.2%	3,082	1,882	61.1%	2,987	1,841	61.6%	2,823	1,659	58.8%	2,649	1,460	55.1%

Appendix D

Length of Stay from Last Removal to Termination of Parental Rights and Termination of Parental Rights to Adoption

Primary Agency	2011-2012			2012-2013			2013-2014			2014-2015			2015-2016		
	Removal to TPR	TPR to Adoption	Total LOS	Removal to TPR	TPR to Adoption	Total LOS	Removal to TPR	TPR to Adoption	Total LOS	Removal to TPR	TPR to Adoption	Total LOS	Removal to TPR	TPR to Adoption	Total LOS
C 1 FamiliesFirst Network	15.56	14.97	30.54	14.36	12.95	27.31	17.04	12.22	29.26	13.13	12.57	25.70	13.97	13.52	27.49
C 2 & 14 Big Bend CBC	14.45	14.84	29.30	15.21	11.30	26.51	17.32	10.22	27.54	15.06	11.88	26.94	14.44	14.43	28.87
C 3 & 8 Partnership Strong Families	12.07	15.70	27.77	10.24	13.07	23.31	10.01	11.78	21.79	10.93	11.02	21.95	10.89	11.83	22.72
C 4 Clay - Kids First Florida	20.94	18.42	39.36	12.21	17.19	29.40	14.01	9.24	23.25	11.45	12.86	24.31	12.38	9.01	21.39
C 4 Family Support Svcs North Fla	11.00	9.37	20.36	11.68	17.00	28.68	10.20	10.90	21.10	8.75	10.45	19.20	11.83	14.62	26.44
C 5 Kids Central, Inc.	15.42	17.22	32.64	15.08	15.04	30.12	14.98	14.71	29.68	14.59	12.24	26.83	16.12	15.65	31.77
C 6 Eckerd Community Pinellas/Pasco	17.71	13.45	31.16	17.41	19.27	36.68	17.41	14.76	32.16	17.18	17.08	34.26	14.02	11.89	25.92
C 7 Community Partnership Children	18.79	14.87	33.67	17.75	9.94	27.69	19.33	13.23	32.55	20.85	13.04	33.89	16.94	13.38	30.33
C 7 St. Johns Family Integrity	13.16	16.90	30.06	20.78	6.81	27.59	12.80	8.52	21.32	13.73	4.54	18.27	20.37	24.15	44.52
C 9 CBC Central Fla Orange-Osceola	19.44	17.28	36.72	17.06	16.41	33.47	18.61	22.04	40.65	20.46	14.46	34.92	20.87	16.56	37.43
C 11 & 16 Our Kids	14.67	19.47	34.14	13.38	22.00	35.38	15.87	21.70	37.57	14.23	22.48	36.71	14.26	18.03	32.30
C 12 Sarasota Safe Children Coalition	16.19	11.81	28.00	15.28	12.22	27.49	14.25	13.28	27.53	14.92	16.36	31.28	13.46	15.43	28.88
C 13 Eckerd Community Hillsborough	20.64	21.06	41.69	20.71	18.84	39.55	21.25	18.76	40.01	20.27	15.93	36.20	19.35	18.98	38.33
C 15 ChildNet Palm Beach	21.54	22.87	44.41	21.36	11.71	33.06	17.12	13.92	31.04	12.90	16.65	29.55	15.65	15.94	31.59
C 17 ChildNet Broward	20.87	14.98	35.85	21.28	19.17	40.45	17.82	12.31	30.13	16.06	14.95	31.01	18.84	14.90	33.74
C 18 Brevard Family Partnership	15.66	11.82	27.48	11.16	17.86	29.01	16.65	19.65	36.29	20.91	13.24	34.15	23.33	18.35	41.68
C 18 CBC Central Fla Seminole	11.47	13.62	25.09	19.15	14.10	33.25	25.87	11.30	37.16	19.18	15.49	34.67	23.41	15.99	39.39
C 19 Devereux CBC	19.61	10.00	29.61	17.12	10.75	27.88	17.43	15.20	32.63	16.86	16.07	32.92	17.33	11.09	28.42
C 20 Children's Network of SW Fla	17.44	19.19	36.62	19.50	19.92	39.42	20.82	11.97	32.79	21.76	12.11	33.87	17.86	18.78	36.64
C10 Heartland for Children	13.66	24.07	37.73	20.92	18.19	39.10	19.23	16.69	35.92	17.16	13.38	30.54	17.85	17.38	35.23
Statewide	16.90	16.28	33.18	16.45	16.20	32.66	16.63	14.93	31.56	15.82	14.46	30.28	15.71	15.24	30.95

Appendix E

Number of Children Whose Adoption Finalized within 5 Months of Termination of Parental Rights

Primary Agency	2011-2012	2012-2013	2013-2014	2014-2015	2015-2016
C 1 FamiliesFirst Network	8	24	38	23	10
C 2 & 14 Big Bend CBC	14	20	29	30	20
C 3 & 8 Partnership Strong Families	16	28	21	21	14
C 4 Clay - Kids First Florida	3	9	12	11	13
C 4 Family Support Svcs North Fla	51	35	41	42	14
C 5 Kids Central, Inc.	7	18	8	14	3
C 6 Eckerd Community Pinellas/Pasco	32	28	46	34	39
C 7 Community Partnership Children	13	35	30	16	9
C 7 St. Johns Family Integrity	3	7	9	6	0
C 9 CBC Central Fla Orange-Osceola	19	19	9	21	3
C 11 & 16 Our Kids	2	14	15	9	22
C 12 Sarasota Safe Children Coalition	8	13	15	4	4
C 13 Eckerd Community Hillsborough	19	36	28	21	28
C 15 ChildNet Palm Beach	16	15	14	13	13
C 17 ChildNet Broward	13	12	15	25	17
C 18 Brevard Family Partnership	2	5	9	3	3
C 18 CBC Central Fla Seminole	1	5	1	2	4
C 19 Devereux CBC	17	18	2	6	17
C 20 Children's Network of SW Fla	6	4	12	8	9
C10 Heartland for Children	14	14	5	9	4
Statewide	264	359	359	318	246

Appendix F

**Number of Children who were Available for Adoption
(Post Termination of Parental Rights) for 24 Months or Longer**

Primary Agency	2011-2012	2012-2013	2013-2014	2014-2015	2015-2016
C 1 FamiliesFirst Network	19	11	16	9	11
C 2 & 14 Big Bend CBC	11	5	5	10	10
C 3 & 8 Partnership Strong Families	14	11	6	3	5
C 4 Clay - Kids First Florida	4	5	1	6	
C 4 Family Support Svcs North Fla	5	16	7	10	14
C 5 Kids Central, Inc.	21	12	15	6	12
C 6 Eckerd Community Pinellas/Pasco	27	37	28	36	12
C 7 Community Partnership Children	8	2	12	4	7
C 7 St. Johns Family Integrity	3		1		2
C 9 CBC Central Fla Orange-Osceola	28	21	20	8	9
C 11 & 16 Our Kids	39	51	53	31	54
C 12 Sarasota Safe Children Coalition	5	3	8	15	11
C 13 Eckerd Community Hillsborough	46	29	15	12	22
C 15 ChildNet Palm Beach	9	4	9	9	10
C 17 ChildNet Broward	32	19	6	18	10
C 18 Brevard Family Partnership	3	6	10	3	8
C 18 CBC Central Fla Seminole	1	1		3	2
C 19 Devereux CBC	3	1	7	15	2
C 20 Children's Network of SW Fla	22	20	4	3	16
C10 Heartland for Children	18	15	5	5	7
Statewide	318	269	228	206	224

Appendix G

Number of Children Adopted Ages 14-17 Years Old

Primary Agency	2011-2012	2012-2013	2013-2014	2014-2015	2015-2016
C 1 FamiliesFirst Network	19	24	25	11	30
C 2 & 14 Big Bend CBC	10	16	14	20	33
C 3 & 8 Partnership Strong Families	19	15	10	17	11
C 4 Clay - Kids First Florida	5	10	2	3	3
C 4 Family Support Svcs North Fla	25	38	32	32	31
C 5 Kids Central, Inc.	21	15	31	12	18
C 6 Eckerd Community Pinellas/Pasco	26	25	22	48	19
C 7 Community Partnership Children	17	20	13	17	11
C 7 St. Johns Family Integrity	9	4	8	2	2
C 9 CBC Central Fla Orange-Osceola	28	19	21	17	8
C 11 & 16 Our Kids	13	27	22	16	21
C 12 Sarasota Safe Children Coalition	9	10	11	19	10
C 13 Eckerd Community Hillsborough	29	20	28	15	36
C 15 ChildNet Palm Beach	14	19	12	6	18
C 17 ChildNet Broward	27	24	6	18	16
C 18 Brevard Family Partnership	4	10	3	9	4
C 18 CBC Central Fla Seminole	7	6	2	10	3
C 19 Devereux CBC	2	9	4	17	12
C 20 Children's Network of SW Fla	10	11	9	15	18
C10 Heartland for Children	16	13	13	12	11
Statewide	310	335	288	316	315

Appendix H

Number of Adopted Children who were Placed in a Group Home for a Minimum of 30 Days Within the Year Preceding Placement for Adoption

Primary Agency	2011-2012	2012-2013	2013-2014	2014-2015	2015-2016
C 1 FamiliesFirst Network	3	4	8	6	4
C 2 & 14 Big Bend CBC	0	2	2	11	17
C 3 & 8 Partnership Strong Families	6	2	1	0	1
C 4 Clay - Kids First Florida	2	1	1	1	0
C 4 Family Support Svcs North Fla	9	20	7	12	9
C 5 Kids Central, Inc.	6	10	7	7	6
C 6 Eckerd Community Pinellas/Pasco	16	16	26	20	1
C 7 Community Partnership Children	5	4	7	5	2
C 7 St. Johns Family Integrity	3	1	0	1	0
C 9 CBC Central Fla Orange-Osceola	15	2	6	0	2
C 11 & 16 Our Kids	8	8	10	9	19
C 12 Sarasota Safe Children Coalition	4	6	10	15	2
C 13 Eckerd Community Hillsborough	11	12	16	7	11
C 15 ChildNet Palm Beach	3	3	3	6	12
C 17 ChildNet Broward	5	7	0	1	2
C 18 Brevard Family Partnership	0	0	1	1	1
C 18 CBC Central Fla Seminole	0	1	0	2	2
C 19 Devereux CBC	2	10	4	0	10
C 20 Children's Network of SW Fla	2	1	3	1	5
C10 Heartland for Children	4	9	4	3	5
Statewide	104	119	116	108	111



ANNUAL ADOPTION SURVEY

August 2016 - October 2016

Department of Children and Families

Office of Child Welfare

November 15, 2016

Mike Carroll

Secretary

Rick Scott

Governor

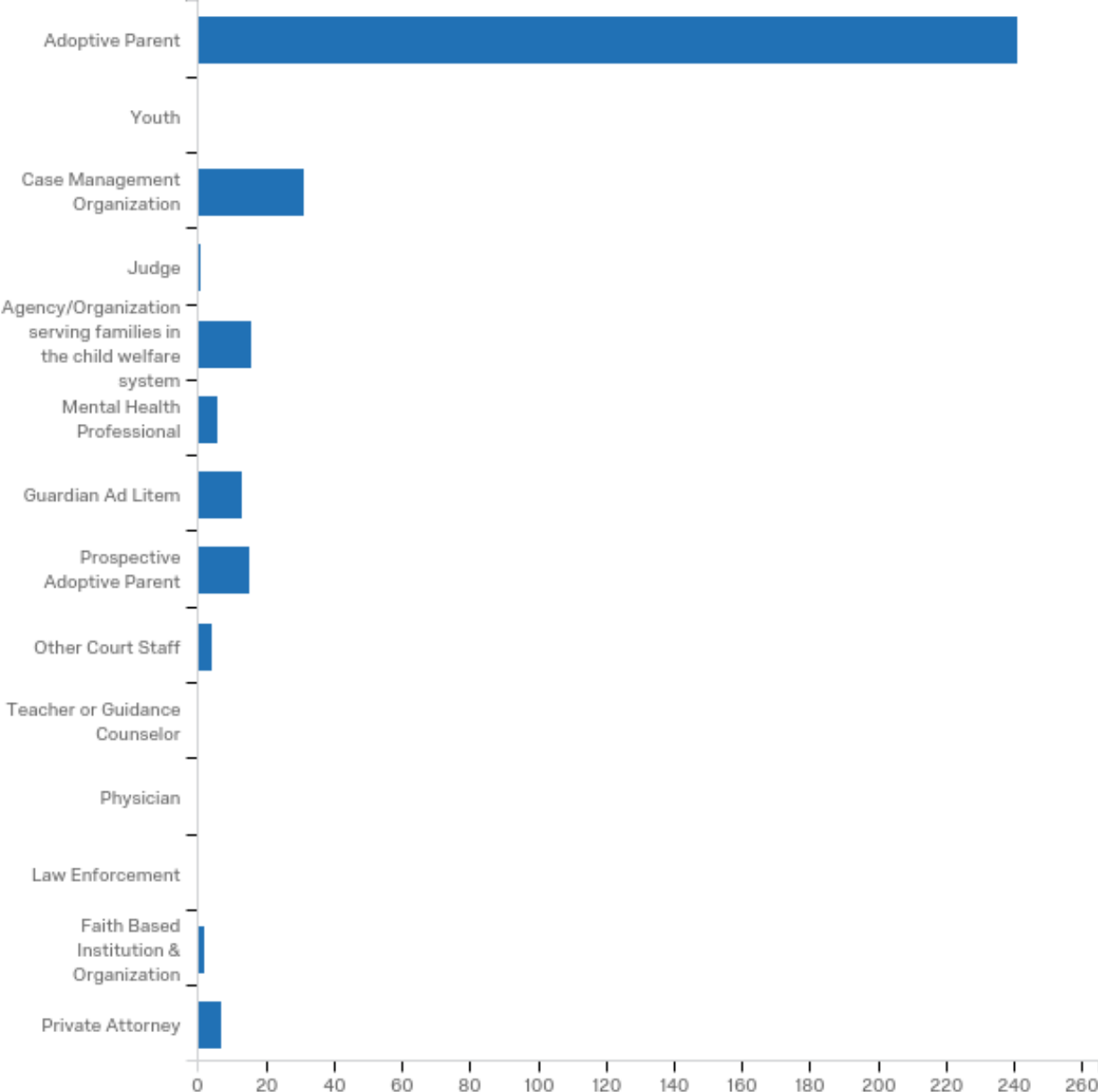
Introduction

In an effort to improve, the Department of Children and Families is soliciting your feedback through the Annual Adoption Survey. Your perspectives, input and support are critical to the continued growth of our child welfare system.

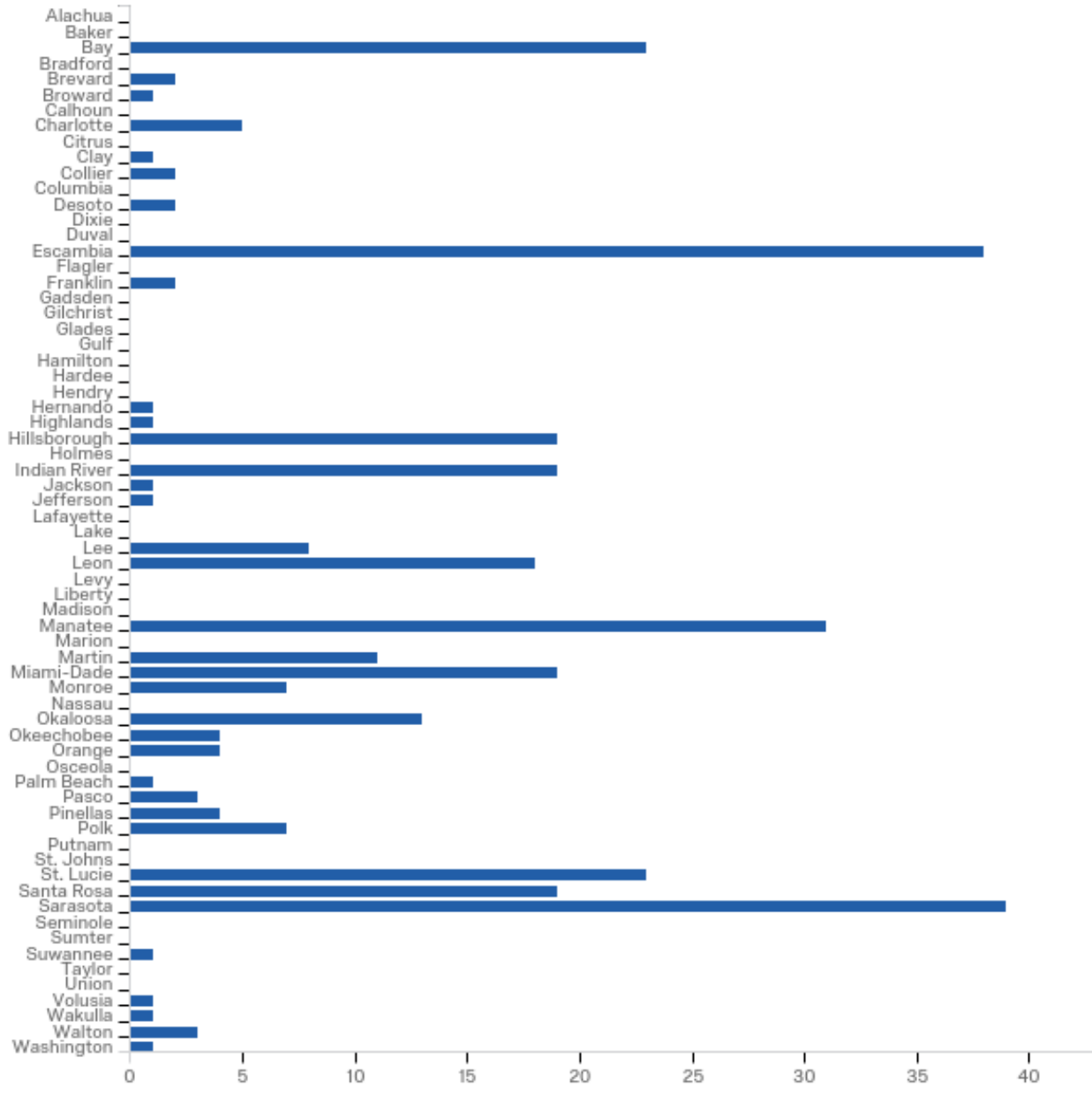
The Annual Adoption Survey should take approximately **7 minutes** to complete. Responses to this survey are anonymous.

Thank you in advance for your response.

Please select your primary involvement in the adoption process, if any:

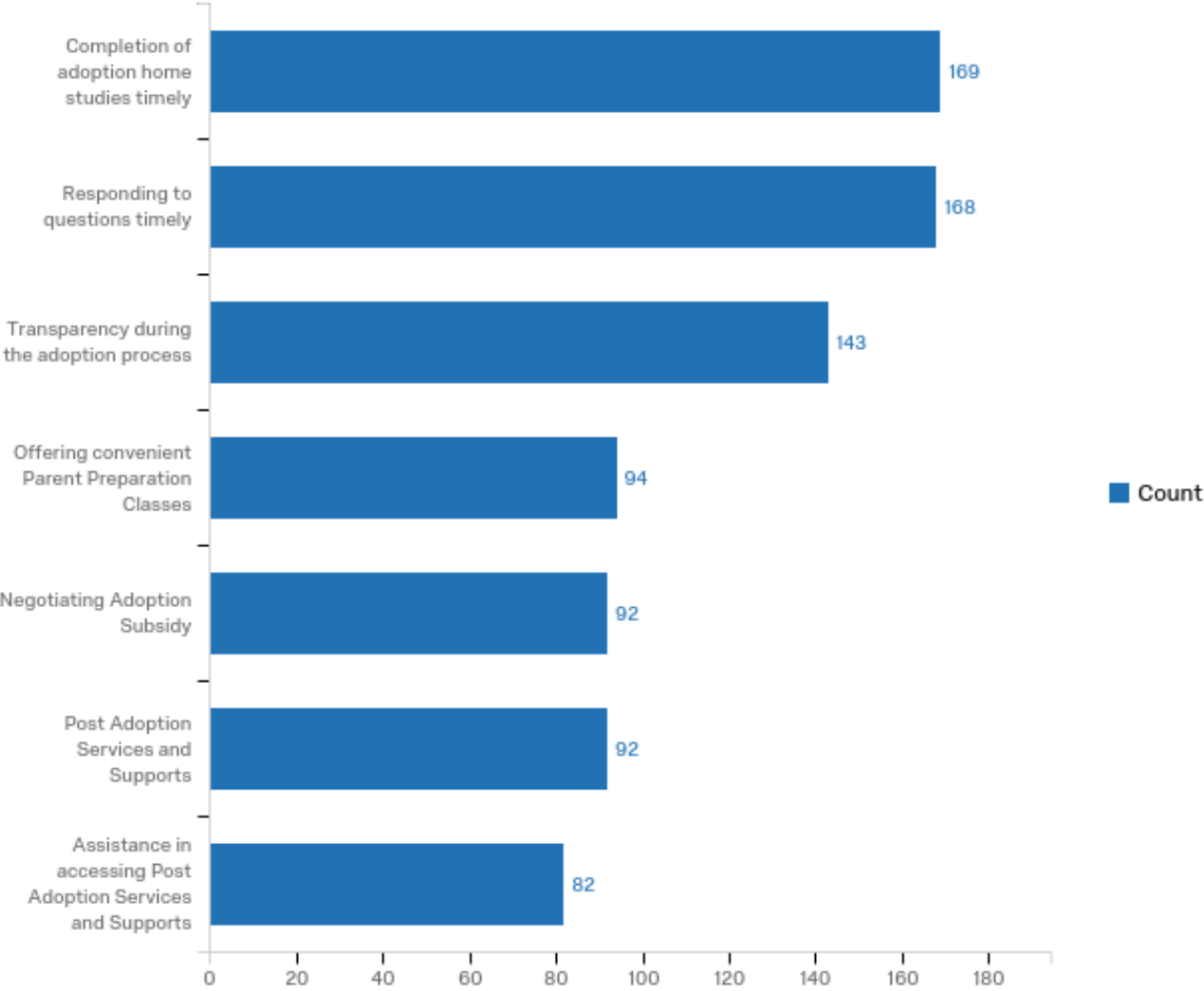


What is the primary county you work in or worked with during your adoption process?

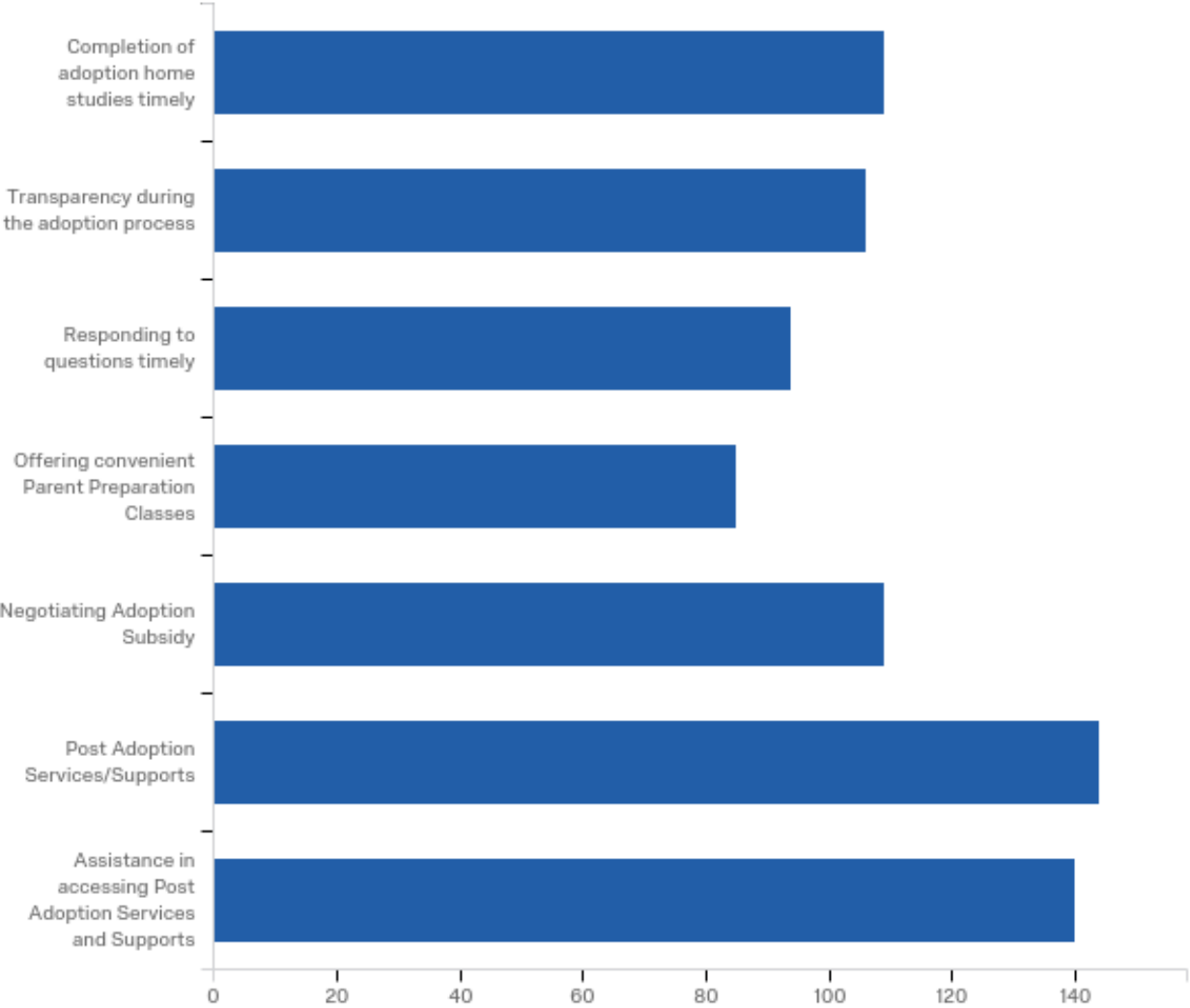


What area(s) does your lead Community Based Care Agency and/or Case Management Organization Agency excel in? Please select all that apply.

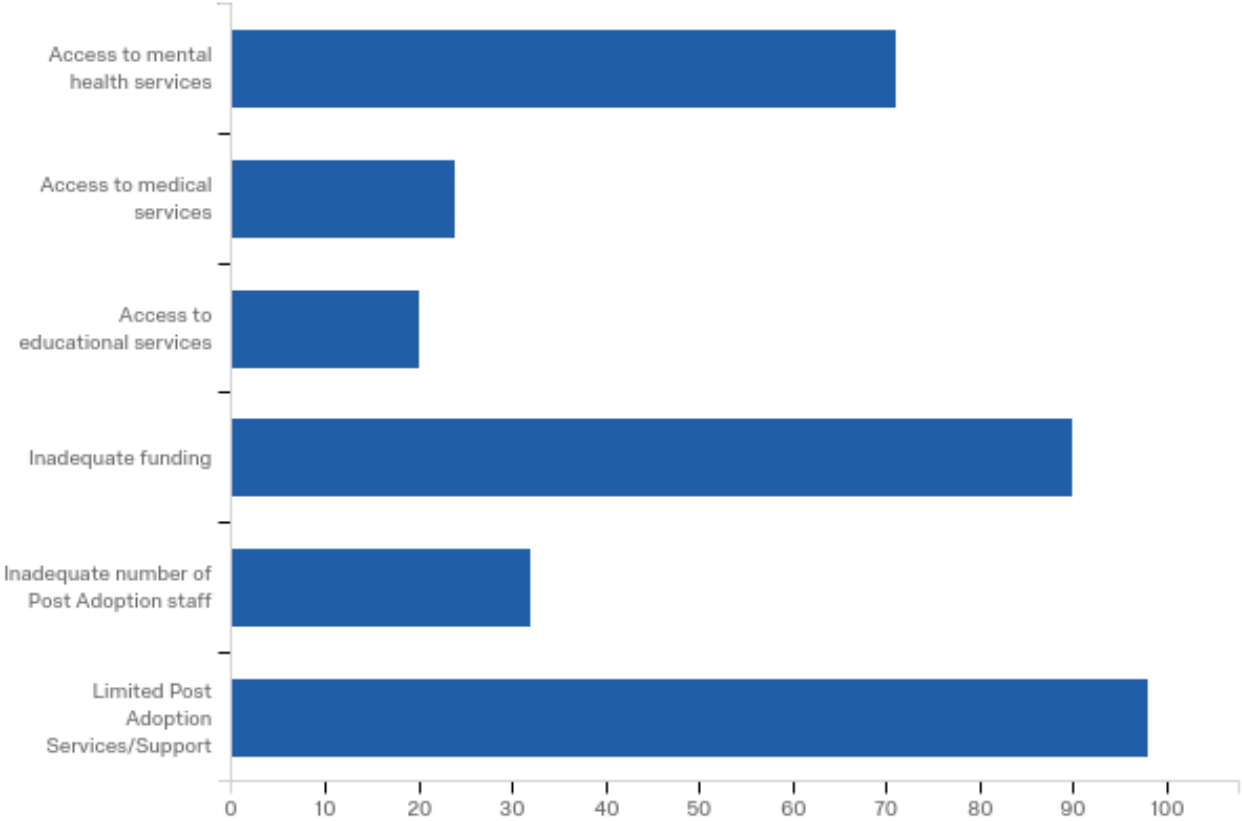
Areas CBC Lead Agencies and/or Case Management Organization Excels in Delivering



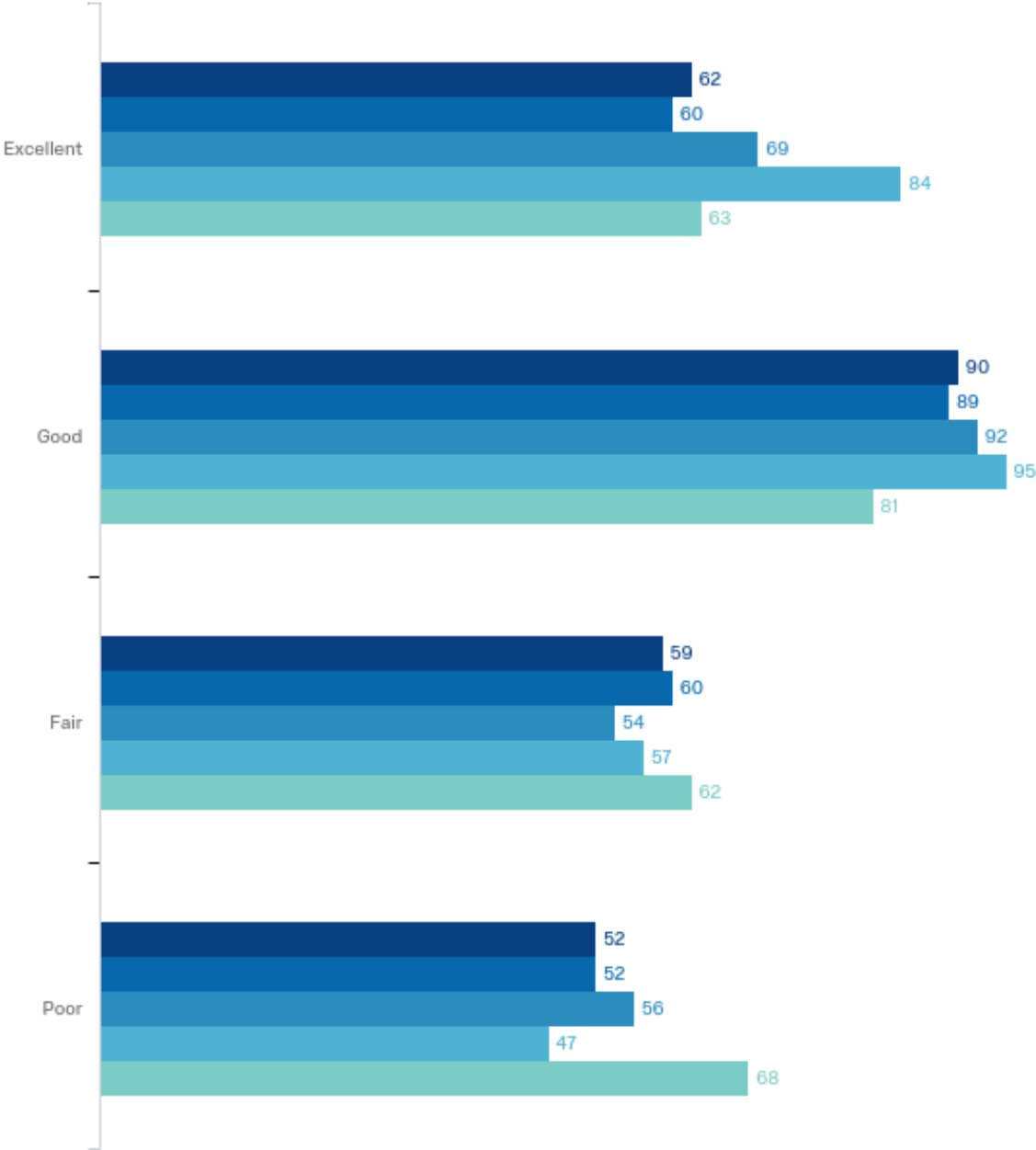
What area(s) does your lead Community Based Care Agency and/or Case Management Organization Agency need to improve in? Please select all that apply.



What do you believe is the number one challenge affecting the stability and well-being of Florida’s adoptive children?

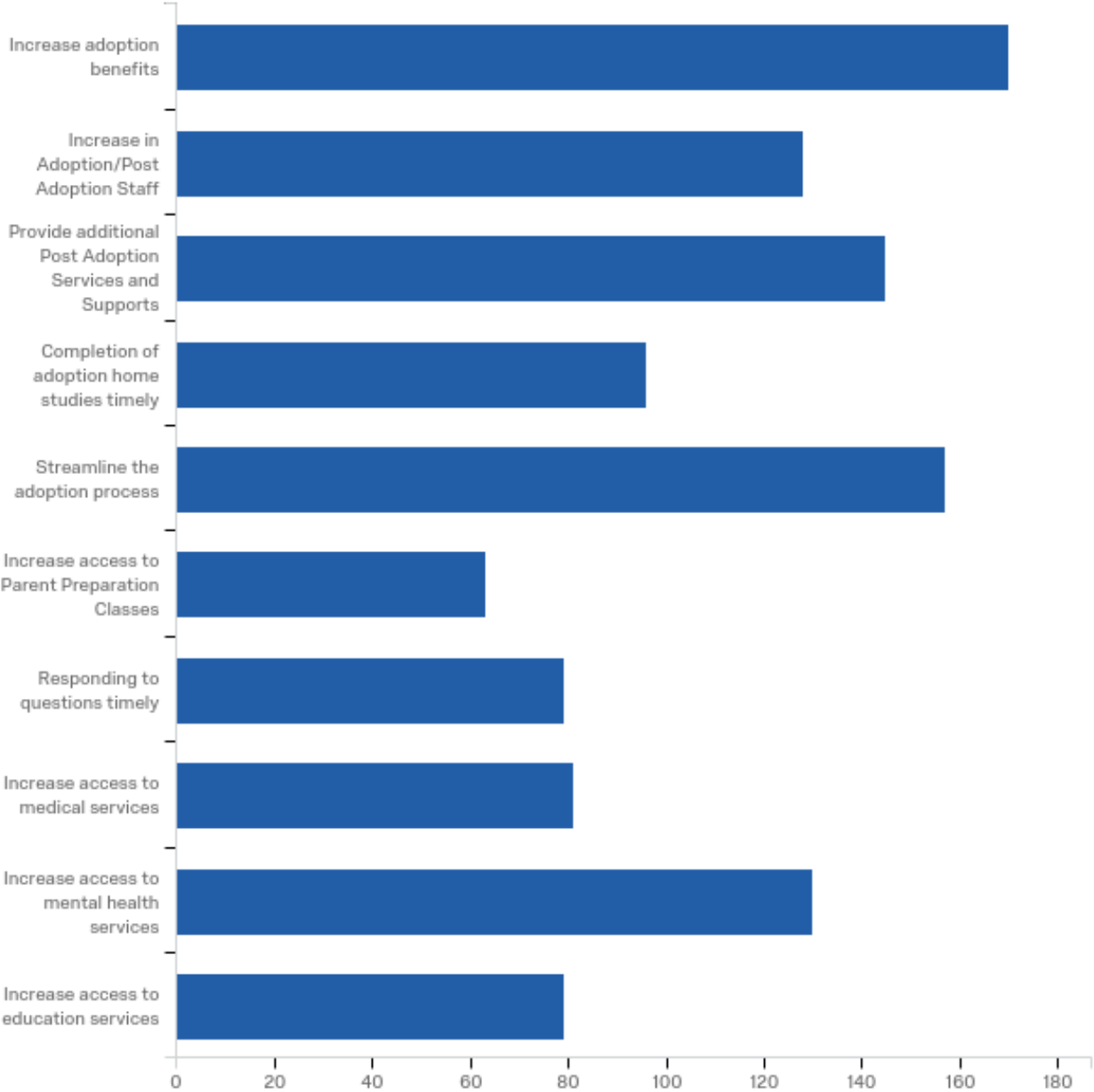


Based on your experience during the last 12 months, please rate the quality and timeliness of the following:

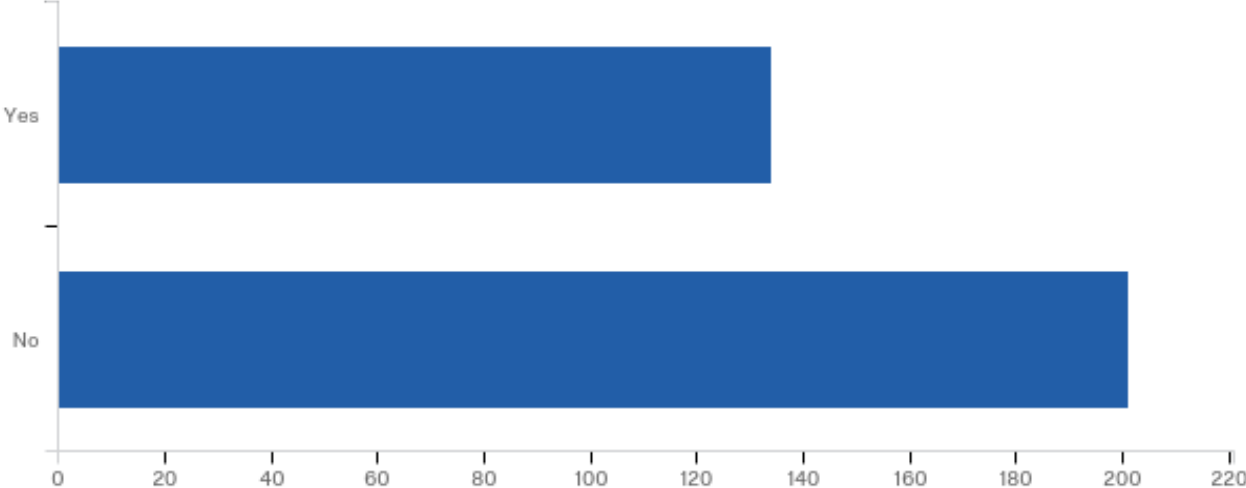


- Assisting you or your organization in resolving adoption related problems
- Working with you or your organization to improve adoption outcomes for children and adoptive families
- Responding to you or your organization's concerns and feedback related to adoption
- Providing staff who are well trained and knowledgeable about adoption and services surrounding adoption
- Coordinating services with you or other organizations regarding adoption related matters

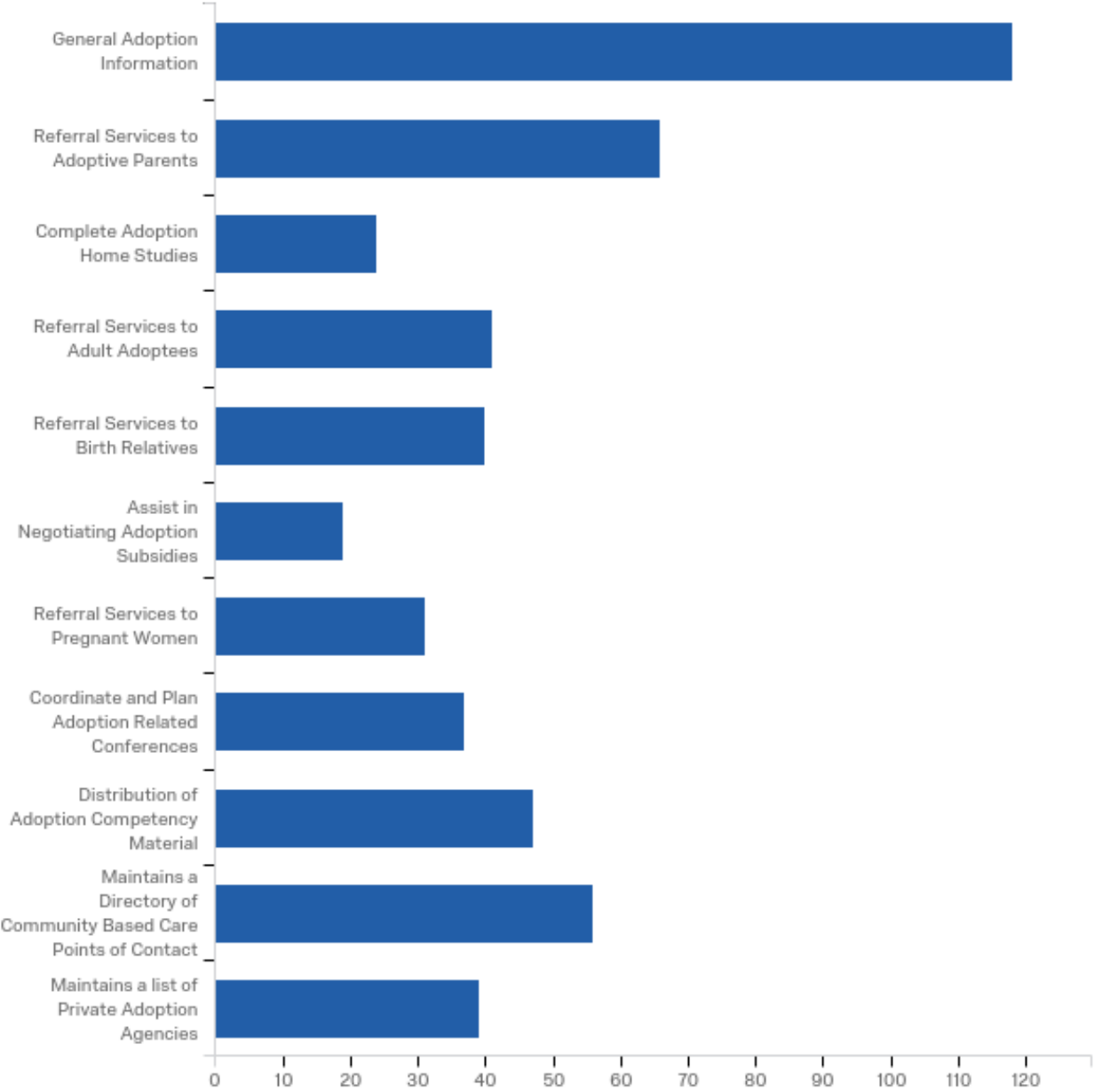
In what way can the state of Florida improve their adoption service delivery? Please select all that apply.



Are you aware that the State of Florida has an Adoption Information Center?



Based on the knowledge, what services does Florida's Adoption Information Center offer? Please select all that apply.



Florida's Adoption Information Center provides adoption information and referral services to adoptive parents, adult adoptees, birth relatives, pregnant women and professionals. Please visit the Adoption Information Center at adoptflorida.com or contact them at 1-800-96-Adopt.

Thank you for participating in this survey.