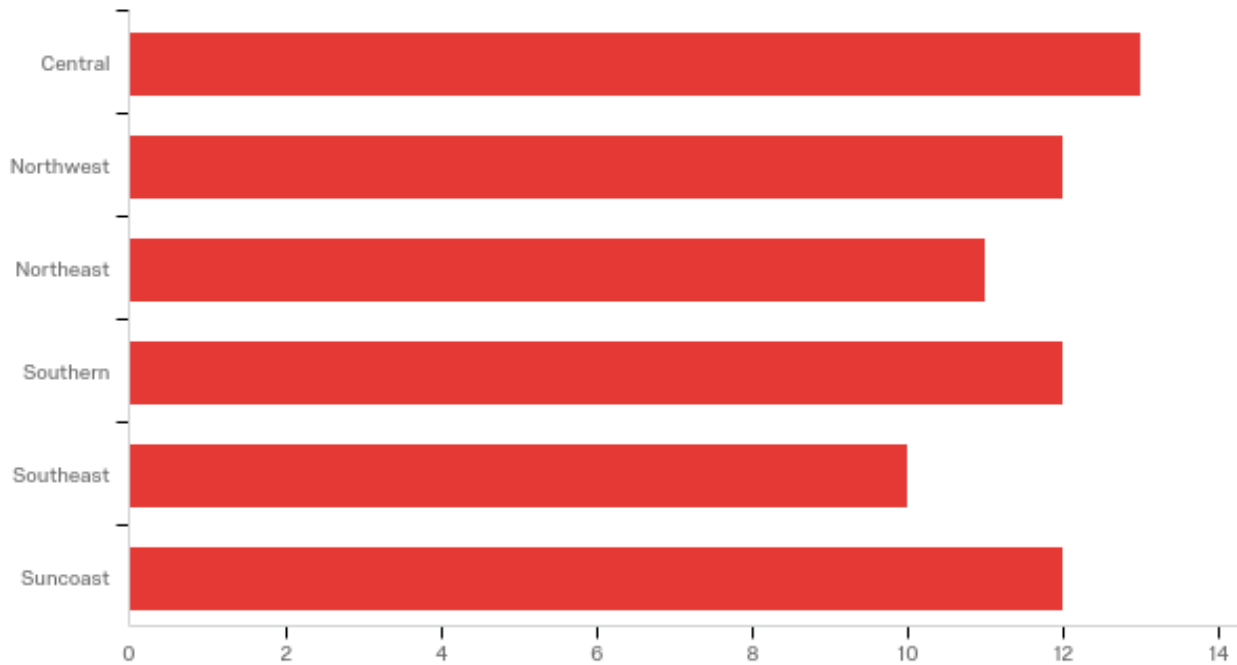


June 2018 Statewide CM Overview Report

OCW Spring 2018 Fidelity Review

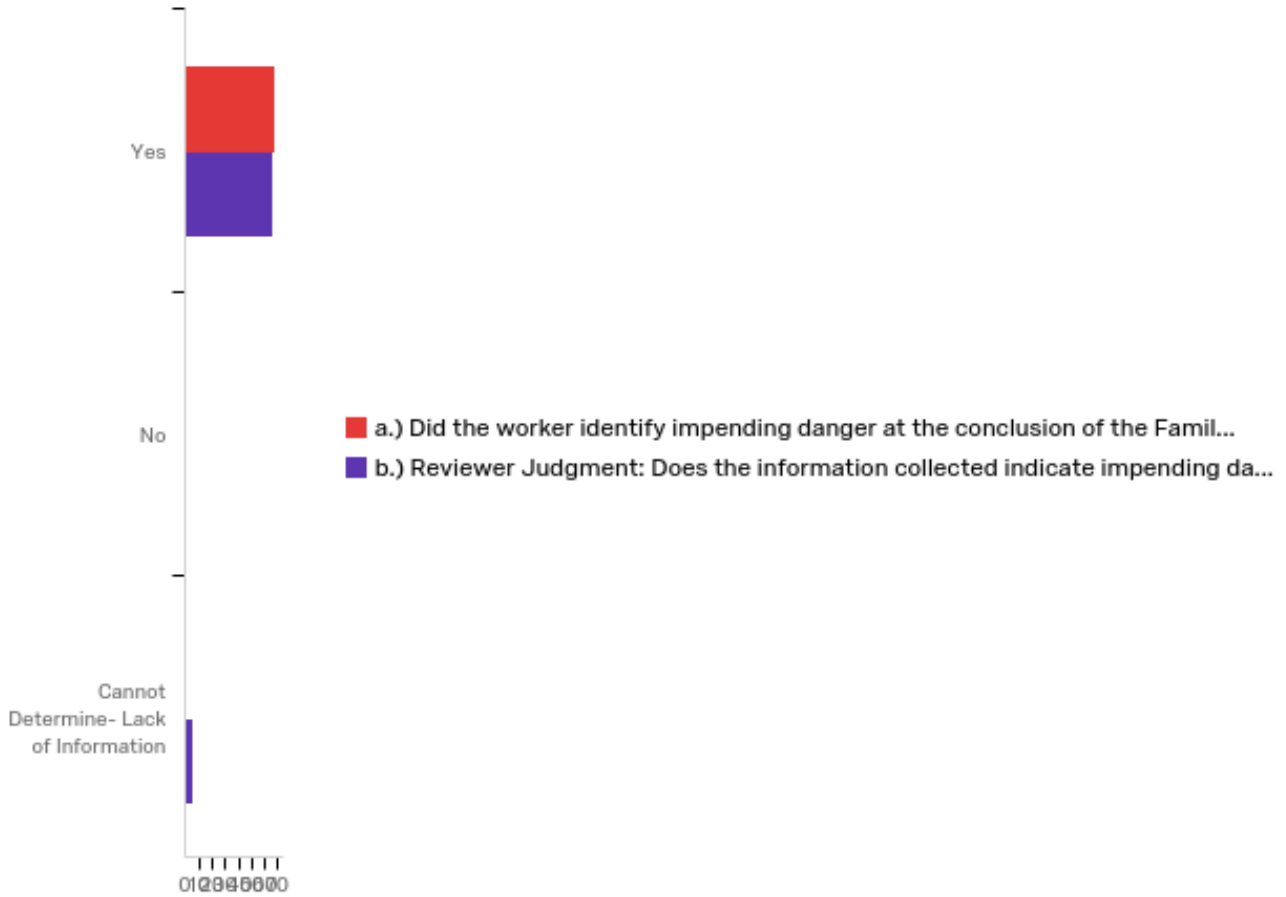
June 28th 2018, 3:33 pm CDT

Region - Region



| # | Answer | % | Count |
|---|-----------|--------|-------|
| 1 | Central | 18.57% | 13 |
| 2 | Northwest | 17.14% | 12 |
| 3 | Northeast | 15.71% | 11 |
| 4 | Southern | 17.14% | 12 |
| 5 | Southeast | 14.29% | 10 |
| 6 | Suncoast | 17.14% | 12 |
| | Total | 100% | 70 |

QID151 - Impending Danger



| # | Question | Yes | No | Cannot Determine- Lack of Information | Total |
|---|--|--------------|------------|--|-------|
| 1 | a.) Did the worker identify impending danger at the conclusion of the Family Functioning Assessment? | 97.14% 68 | 1.43% 1 | 1.43% 1 | 70 |
| 2 | b.) Reviewer Judgment: Does the information collected indicate impending danger in this case? | 92.96% 66 | 0.00% 0 | 7.04% 5 | 71 |

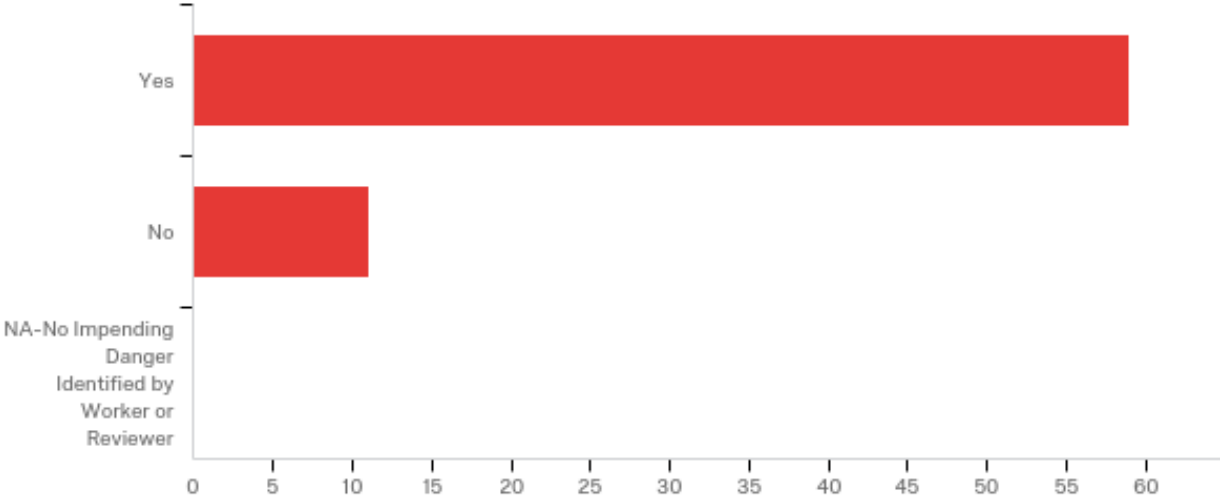
QID185 - Which of the following Safety Threats were identified due to impending danger? Check all that apply. If impending danger has not been identified, leave Worker Identified column blank. Identify any impending danger threats you believe exist in the case.



| # | Question | Reviewer Identified | | Worker Identified | | Total |
|---|--|---------------------|---|-------------------|---|-------|
| 2 | Parent/Legal Guardian/Caregiver's intentional and willful act caused serious physical injury to the child, or the caregiver intended to seriously harm the child. | 16.67% | 1 | 83.33% | 5 | 6 |
| 3 | Child has serious illness or injury (indicative of child abuse) that is unexplained or the parent/legal guardian/caregiver explanations are inconsistent with the illness or injury. | 0.00% | 0 | 100.00% | 1 | 1 |

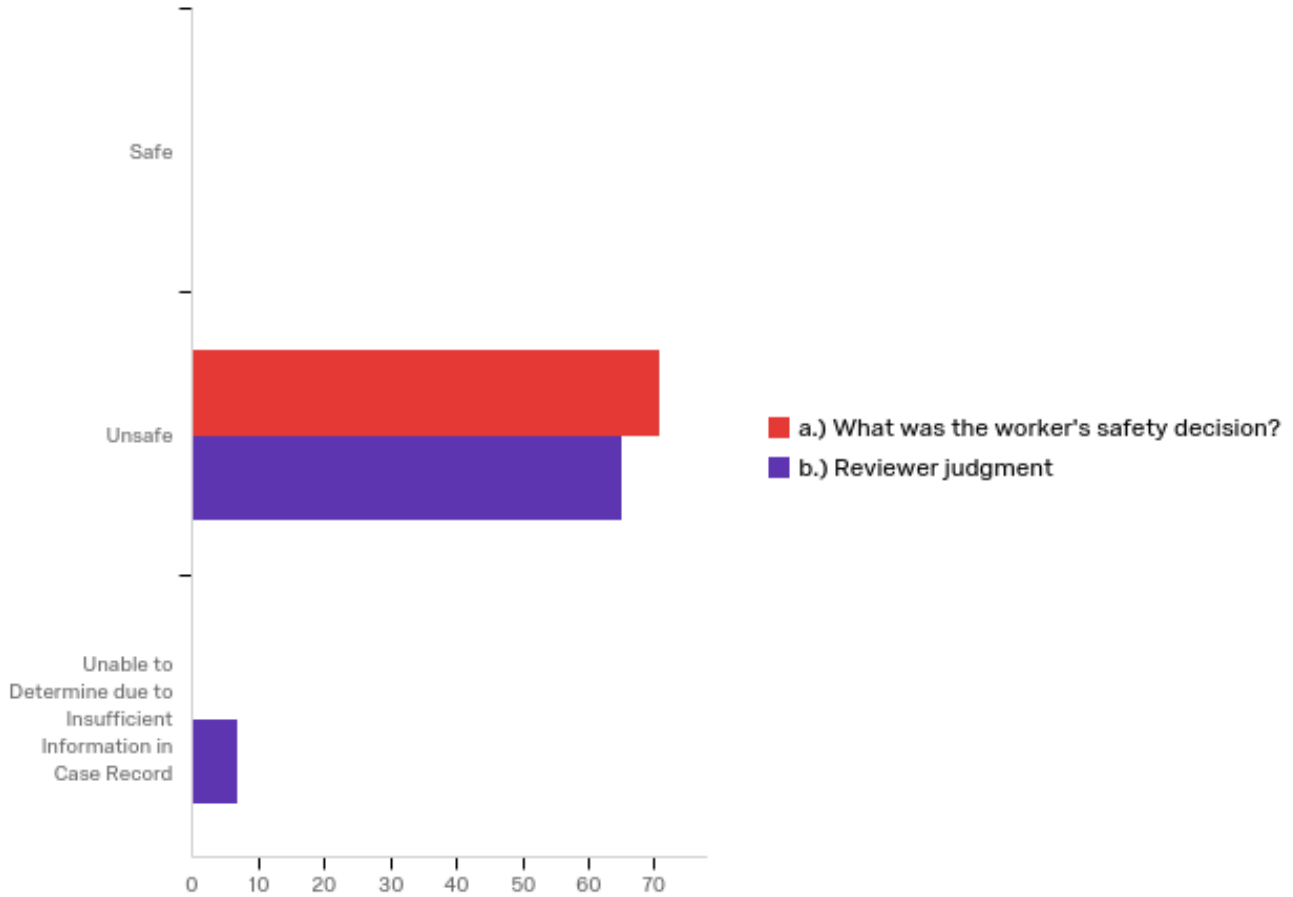
| | | | | | | |
|----|--|--------|----|--------|----|-----|
| 4 | The child's physical living conditions are hazardous and a child has already been seriously injured or will likely be seriously injured. The living conditions endanger a child's physical health. | 60.00% | 3 | 40.00% | 2 | 5 |
| 17 | There are reports of serious harm and the child's whereabouts cannot be ascertained and/or there is reason to believe that the family is about to flee to avoid agency intervention and/or refuses access to the child and the reported concern is significant and indicates serious harm. | 0.00% | 0 | 0.00% | 0 | 0 |
| 5 | Parent/Legal Guardian/Caregiver is not meeting the child's essential medical needs and the child is/has already been seriously harmed or will likely be seriously harmed. | 42.86% | 3 | 57.14% | 4 | 7 |
| 6 | Child shows serious emotional symptoms requiring intervention and/or lacks behavioral control and/or exhibits self-destructive behavior that the parent/legal guardian/caregiver is unwilling or unable to manage. | 40.00% | 2 | 60.00% | 3 | 5 |
| 7 | Parent/Legal Guardian/Caregiver is violent, impulsive or acting dangerously in way that seriously harmed the child or will likely seriously harm the child. | 51.38% | 56 | 48.62% | 53 | 109 |
| 8 | Parent/Legal Guardian/Caregiver is not meeting child's basic and essential needs for food, clothing, and/or supervision and the child is/has already been seriously harmed or will likely be seriously harmed. | 45.71% | 16 | 54.29% | 19 | 35 |
| 9 | Parent/Legal Guardian/Caregiver is threatening to seriously harm the child; is fearful he/she will seriously harm the child. | 40.00% | 2 | 60.00% | 3 | 5 |
| 10 | Parent/Legal Guardian/Caregiver views child and/or acts toward the child in extremely negative ways and such behavior has or will result in serious harm to the child. | 50.00% | 1 | 50.00% | 1 | 2 |
| 12 | Other. | 0.00% | 0 | 0.00% | 0 | 0 |

QID38 - Reviewer judgment: the information collected is adequate and reflects good quality to support: a) a reasonable understanding of family members and their functioning and b) to support and justify decision making. For safety intervention decisions, the information must be enough to identify, support, reconcile and justify the presence or absence of threats to safety and to inform and justify the kind of safety plan/safety management that occurs or that a safety plan or safety management is unnecessary.



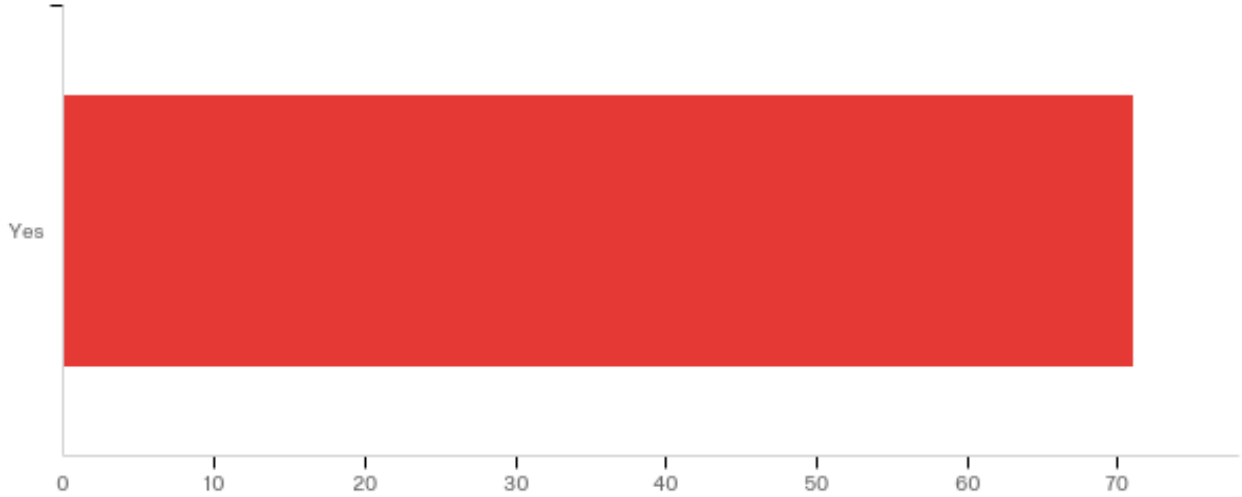
| # | Answer | % | Count |
|---|---|--------|-------|
| 1 | Yes | 84.29% | 59 |
| 2 | No | 15.71% | 11 |
| 3 | NA-No Impending Danger Identified by Worker or Reviewer | 0.00% | 0 |
| | Total | 100% | 70 |

QID175 - Safety Decision



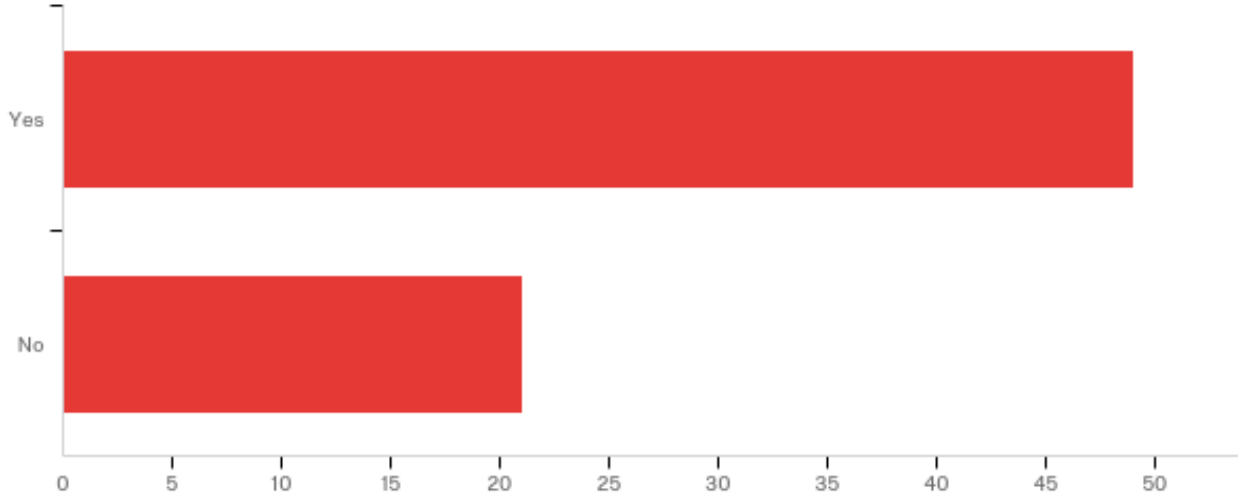
| # | Question | Safe | | Unsafe | | Unable to Determine due to Insufficient Information in Case Record | | Total |
|---|--|-------|---|---------|----|--|---|-------|
| 1 | a.) What was the worker's safety decision? | 0.00% | 0 | 100.00% | 71 | 0.00% | 0 | 71 |
| 2 | b.) Reviewer judgment | 0.00% | 0 | 90.28% | 65 | 9.72% | 7 | 72 |

Q286 - Reviewer: Does the family proceed to case management services due to an unsafe child or child that is safe with impending danger being managed?



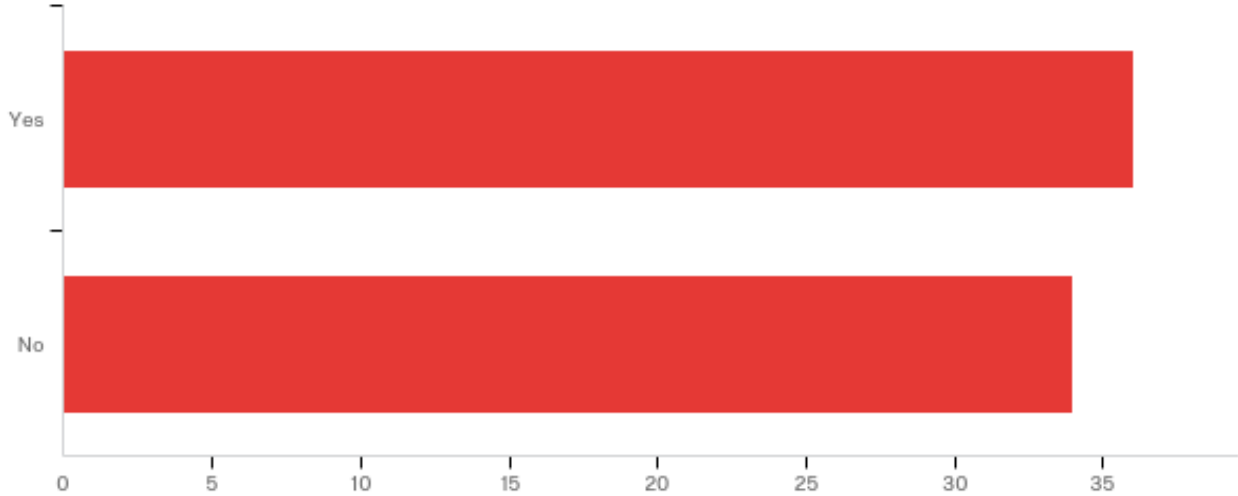
| # | Answer | % | Count |
|---|--------|---------|-------|
| 1 | Yes | 100.00% | 71 |
| | Total | 100% | 71 |

Q236 - Case documentation indicates that the CM began the Ongoing Family Functioning Assessment with a process of family engagement to establish rapport and to assure family understanding of why their child(ren) were determined to be unsafe.



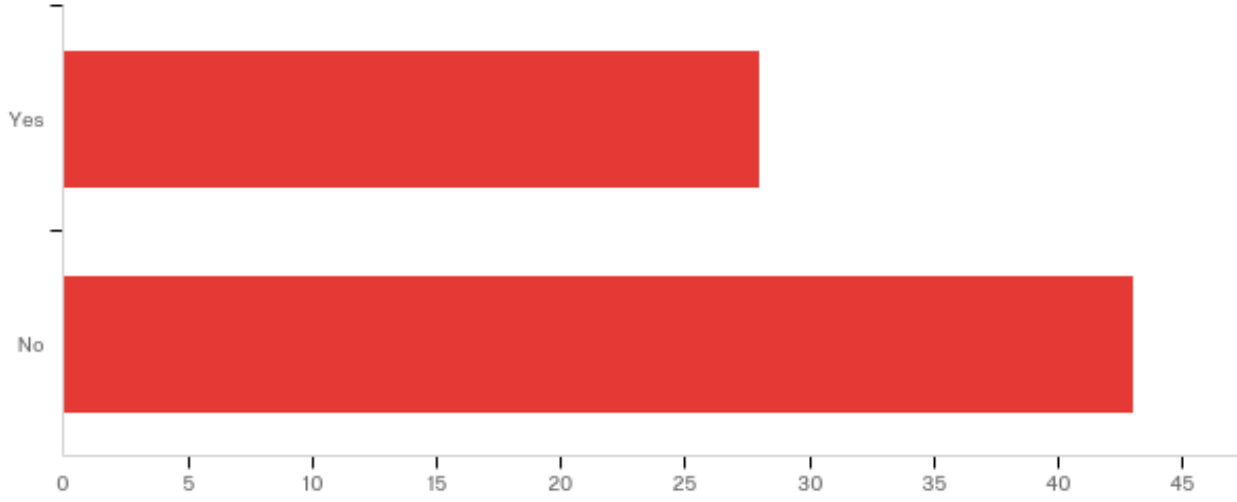
| # | Answer | % | Count |
|---|--------|--------|-------|
| 1 | Yes | 70.00% | 49 |
| 2 | No | 30.00% | 21 |
| | Total | 100% | 70 |

Q238 - Is information in the ongoing family functioning assessment related to child functioning sufficient to evaluate child strengths and needs and an overall in-depth understanding of the child(ren)?



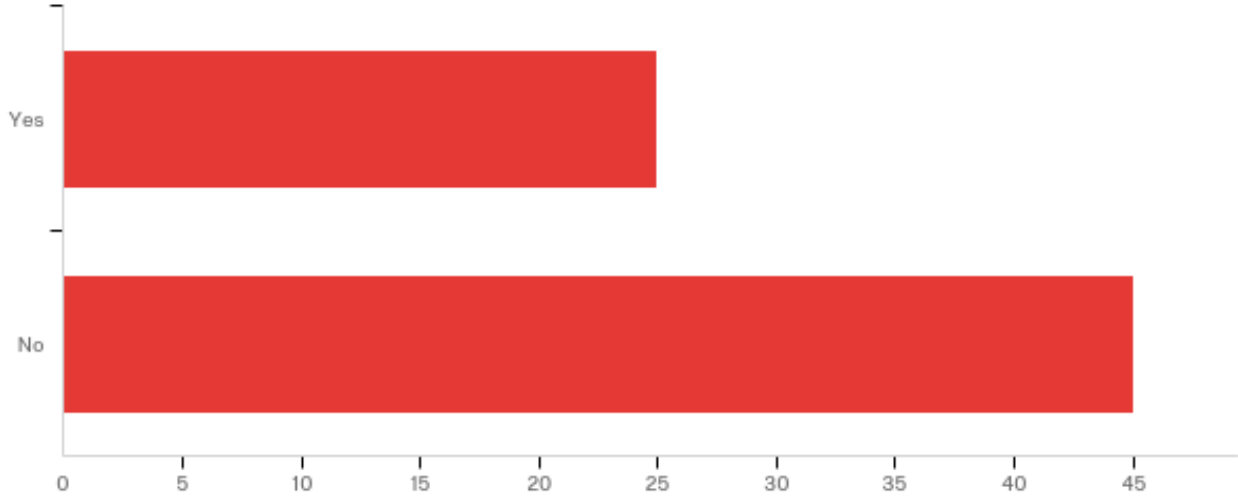
| # | Answer | % | Count |
|---|--------|--------|-------|
| 1 | Yes | 51.43% | 36 |
| 2 | No | 48.57% | 34 |
| | Total | 100% | 70 |

Q240 - Is information in the ongoing family functioning assessment related to adult functioning sufficient to evaluate caregiver protective capacities and an overall in-depth understanding of each adult caregiver?



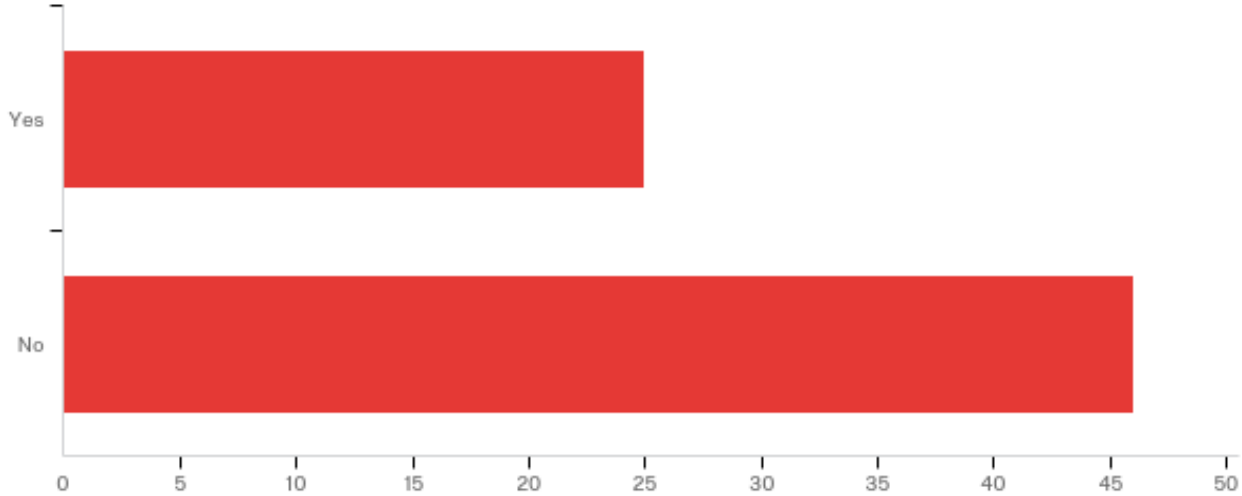
| # | Answer | % | Count |
|---|--------|--------|-------|
| 1 | Yes | 39.44% | 28 |
| 2 | No | 60.56% | 43 |
| | Total | 100% | 71 |

Q242 - Is information in the ongoing family functioning assessment related to parenting sufficient to evaluate caregiver protective capacities and an overall in-depth understanding of general parenting?



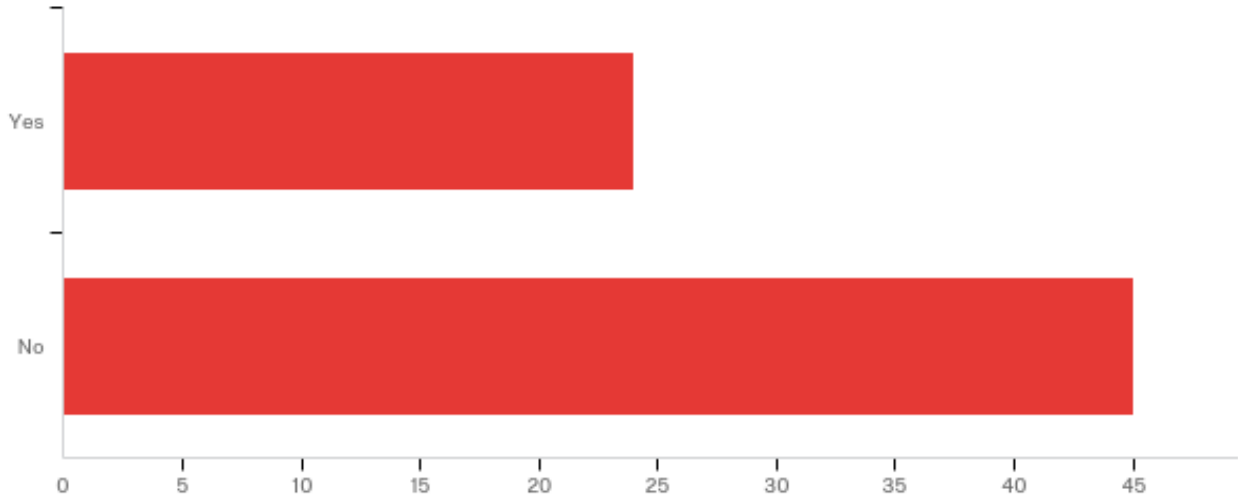
| # | Answer | % | Count |
|---|--------|--------|-------|
| 1 | Yes | 35.71% | 25 |
| 2 | No | 64.29% | 45 |
| | Total | 100% | 70 |

Q244 - Is information in the ongoing family functioning assessment related to parenting discipline/behavior sufficient to evaluate caregiver protective capacities and an overall in-depth understanding of parenting discipline/behavior management?



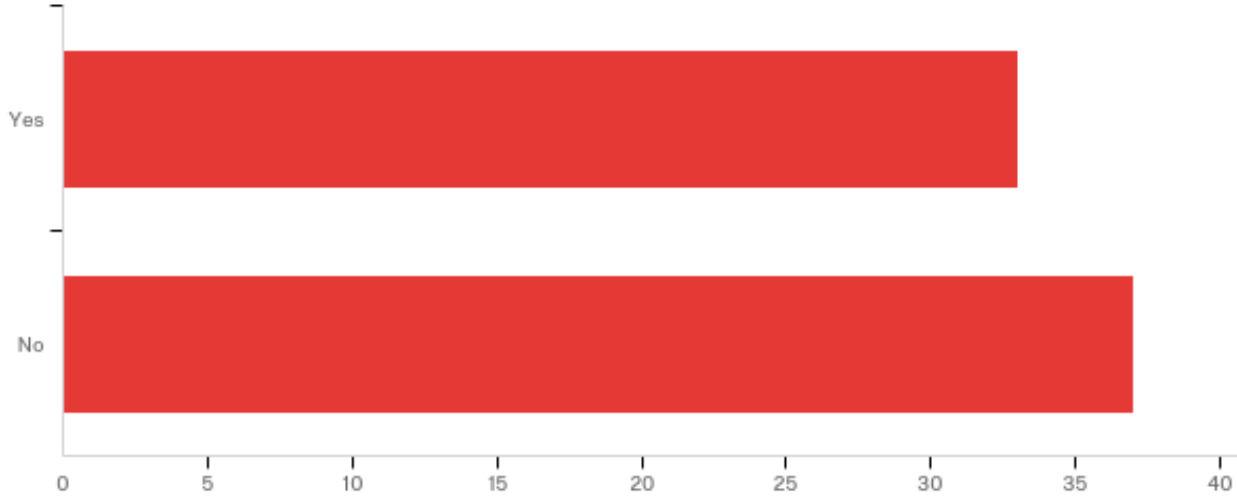
| # | Answer | % | Count |
|---|--------|--------|-------|
| 1 | Yes | 35.21% | 25 |
| 2 | No | 64.79% | 46 |
| | Total | 100% | 71 |

Q246 - Ongoing Family Functioning Assessment contains sufficient information to support the caregiver protective capacities.



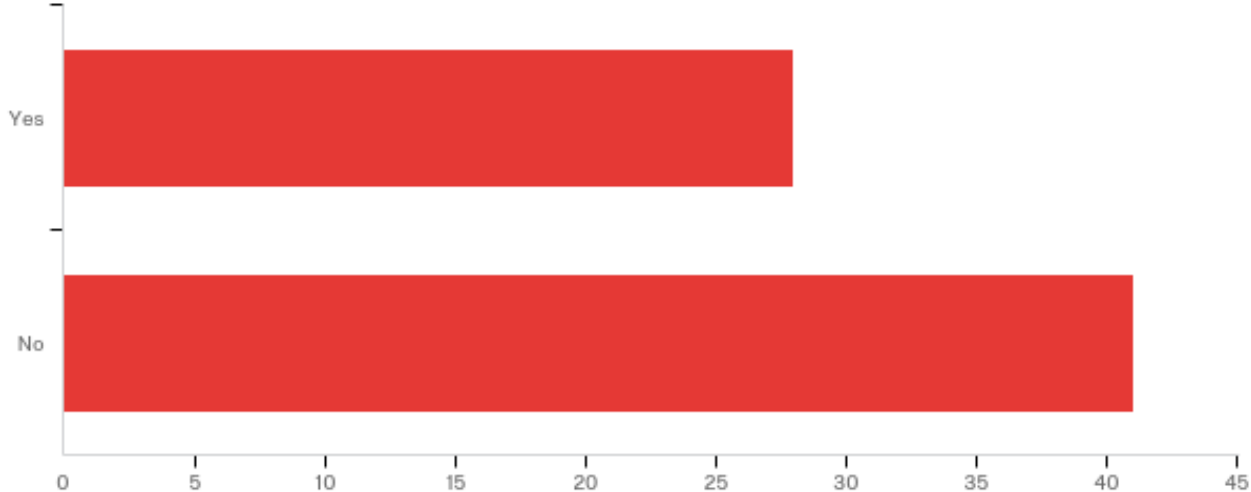
| # | Answer | % | Count |
|---|--------|--------|-------|
| 1 | Yes | 34.78% | 24 |
| 2 | No | 65.22% | 45 |
| | Total | 100% | 69 |

Q248 - Ongoing Family Functioning Assessment contains sufficient information to support child's needs assessment.



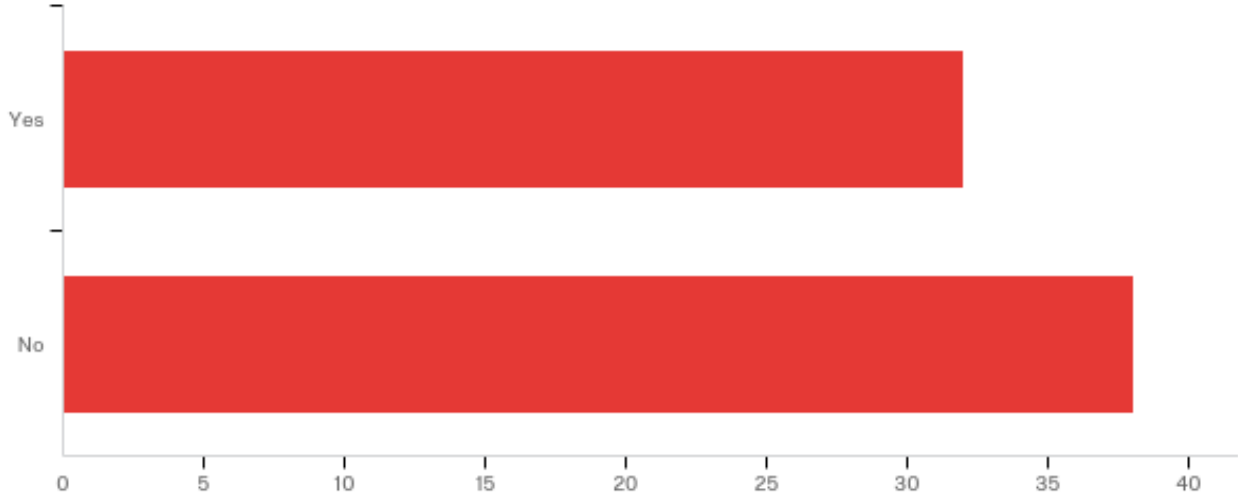
| # | Answer | % | Count |
|---|--------|--------|-------|
| 1 | Yes | 47.14% | 33 |
| 2 | No | 52.86% | 37 |
| | Total | 100% | 70 |

Q250 - The danger statement is supported and aligned with the identified impending danger threats. Based upon the danger threat, it is clear how danger is manifesting within the family and evidence of utilization of the impending danger threshold criteria is noted within the danger statement.



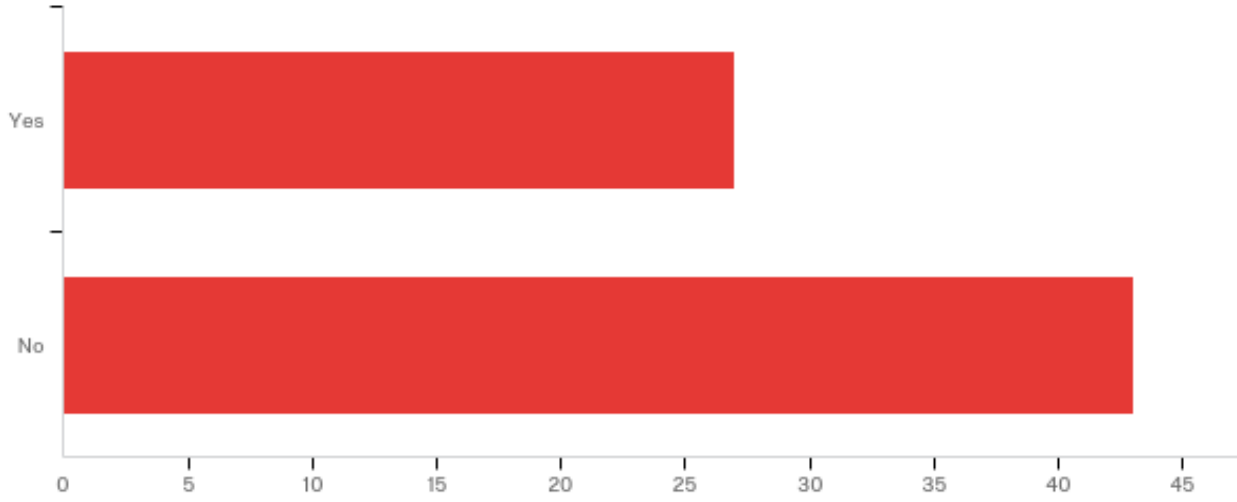
| # | Answer | % | Count |
|---|--------|--------|-------|
| 1 | Yes | 40.58% | 28 |
| 2 | No | 59.42% | 41 |
| | Total | 100% | 69 |

Q252 - The family change strategy, including family goal, identified barriers, and strengths are supported by the ongoing family functioning assessment and the family change strategy indicates that the strategy was developed with the family.



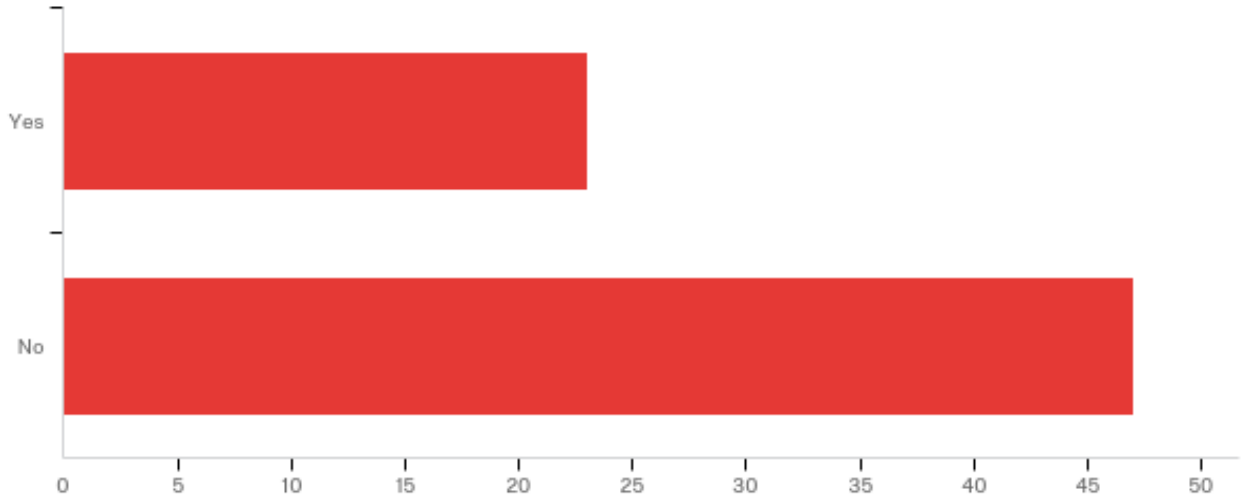
| # | Answer | % | Count |
|---|--------|--------|-------|
| 1 | Yes | 45.71% | 32 |
| 2 | No | 54.29% | 38 |
| | Total | 100% | 70 |

Q254 - Case plan outcomes were developed in collaboration with the family?



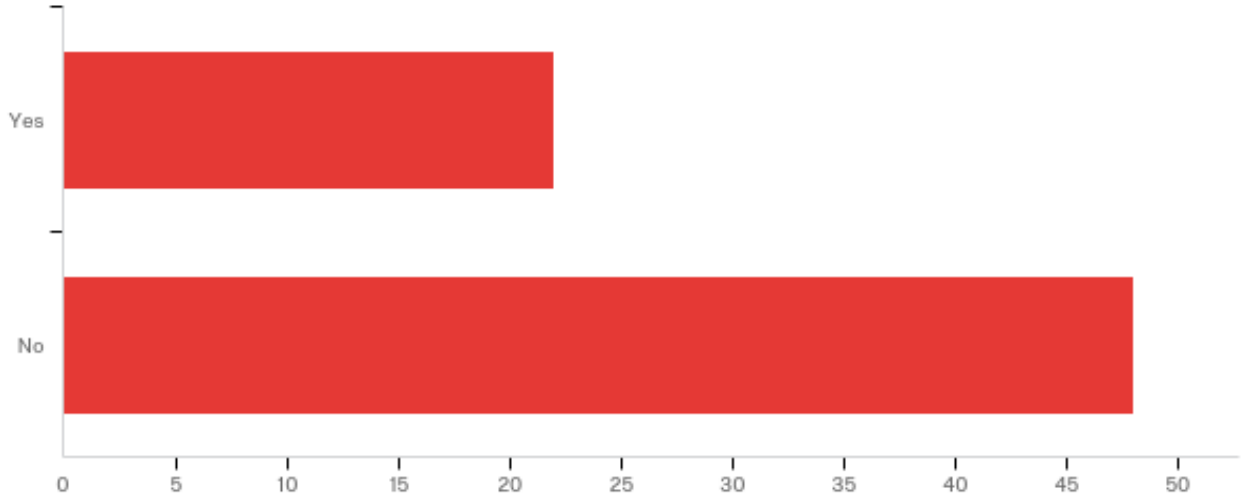
| # | Answer | % | Count |
|---|--------|--------|-------|
| 1 | Yes | 38.57% | 27 |
| 2 | No | 61.43% | 43 |
| | Total | 100% | 70 |

Q256 - Case plan outcomes were SMART and information in the ongoing family functioning assessment supports the case plan outcomes?



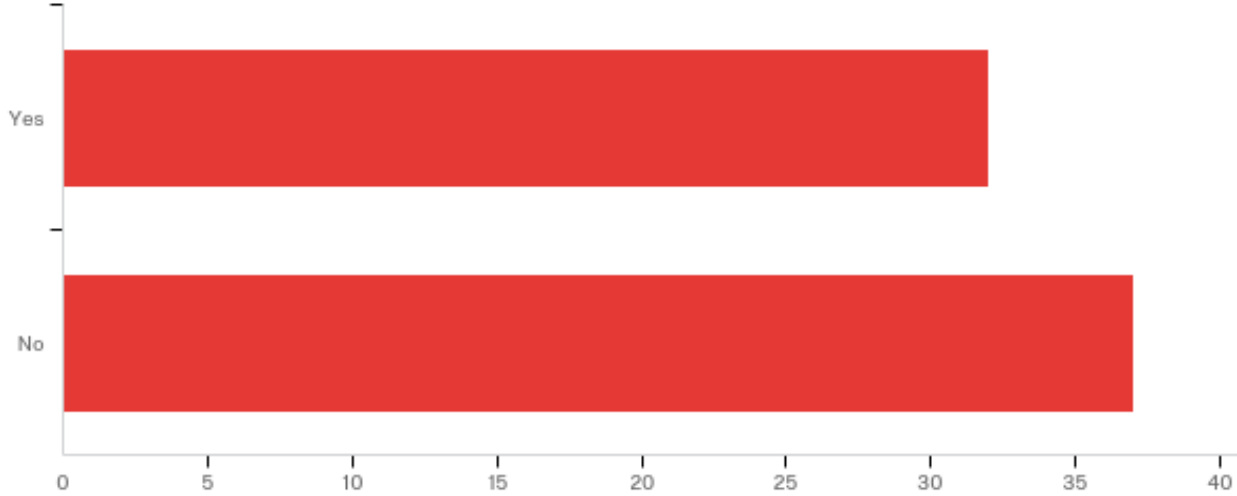
| # | Answer | % | Count |
|---|--------|--------|-------|
| 2 | Yes | 32.86% | 23 |
| 3 | No | 67.14% | 47 |
| | Total | 100% | 70 |

Q258 - Supervisor conducted a case consultation prior to approving the case plan.



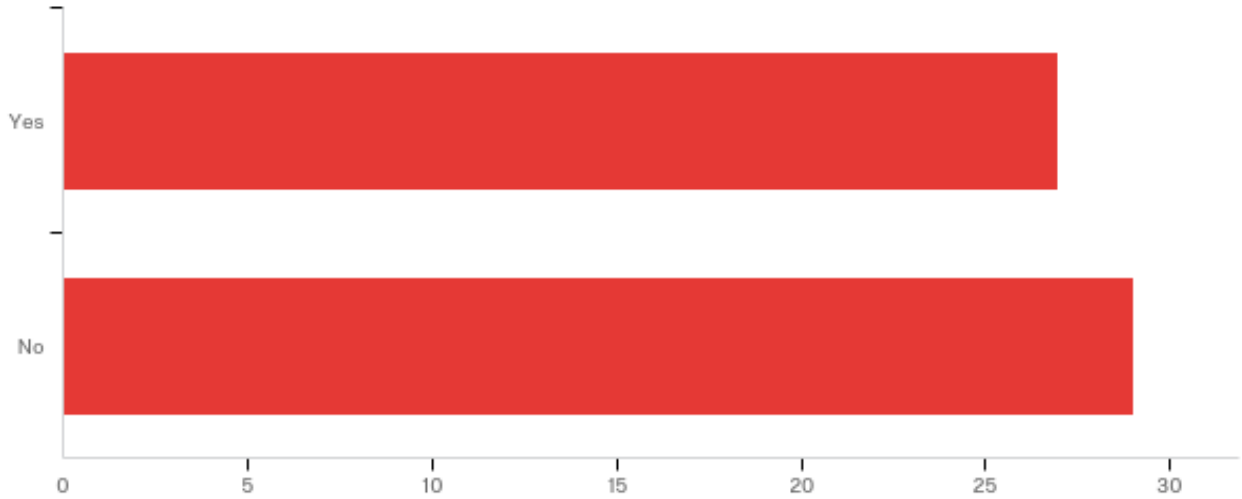
| # | Answer | % | Count |
|---|--------|--------|-------|
| 1 | Yes | 31.43% | 22 |
| 2 | No | 68.57% | 48 |
| | Total | 100% | 70 |

Q230 - The current safety plan is being actively managed by the CM through contact, monitoring, and active case management to ensure the sufficiency of the safety plan? This includes assessment of the parents home for assessment of conditions for return, discussion with parents regarding conditions for return and inclusion of information in progress evaluations.



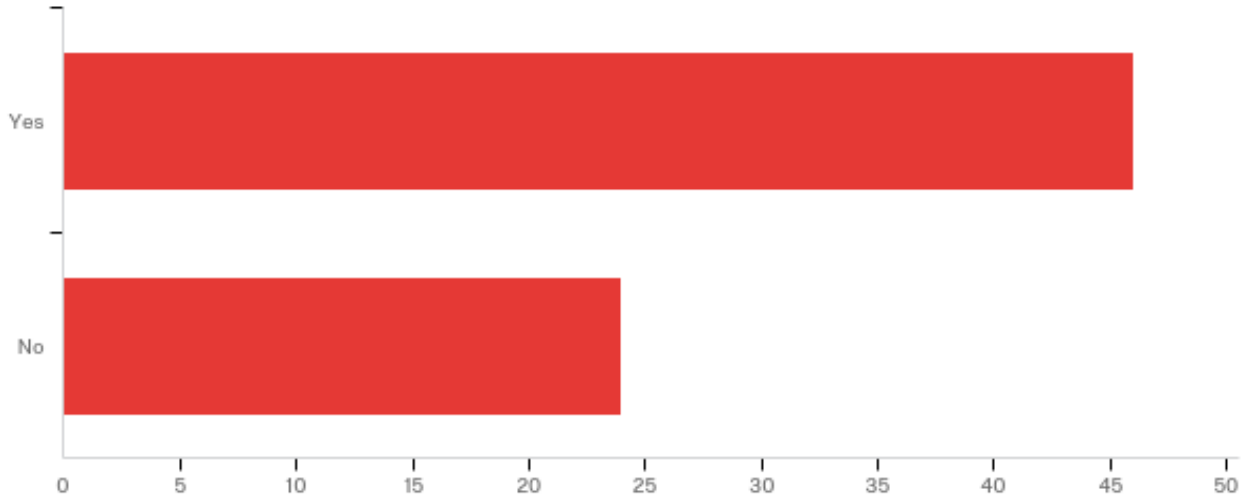
| # | Answer | % | Count |
|---|--------|--------|-------|
| 1 | Yes | 46.38% | 32 |
| 2 | No | 53.62% | 37 |
| | Total | 100% | 69 |

Q232 - Conditions for return were clearly identified and supported by the safety planning analysis?



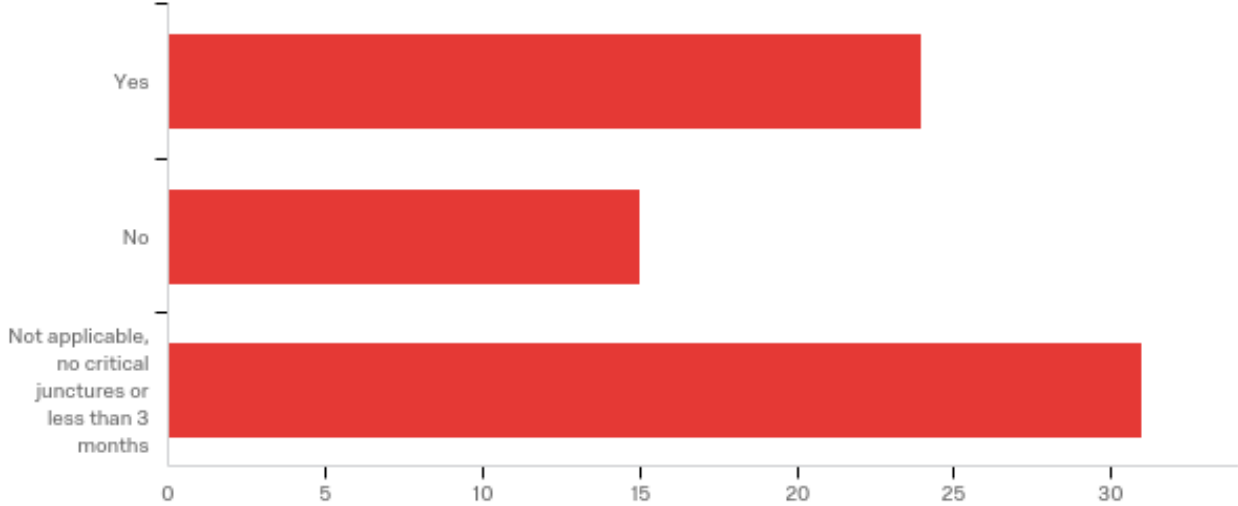
| # | Answer | % | Count |
|---|--------|--------|-------|
| 1 | Yes | 48.21% | 27 |
| 2 | No | 51.79% | 29 |
| | Total | 100% | 56 |

Q234 - Changes to the safety plan were made when indicated? (Answer yes if no changes to the safety plan were indicated)



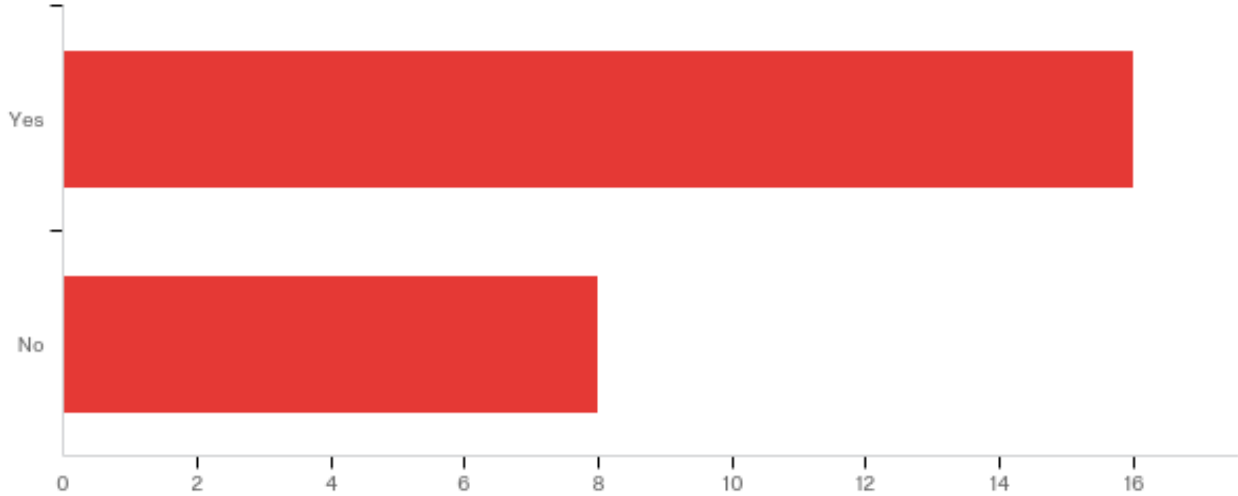
| # | Answer | % | Count |
|---|--------|--------|-------|
| 1 | Yes | 65.71% | 46 |
| 2 | No | 34.29% | 24 |
| | Total | 100% | 70 |

Q259 - Did the CM complete a Progress Update at a minimum every three months or at critical junctures?



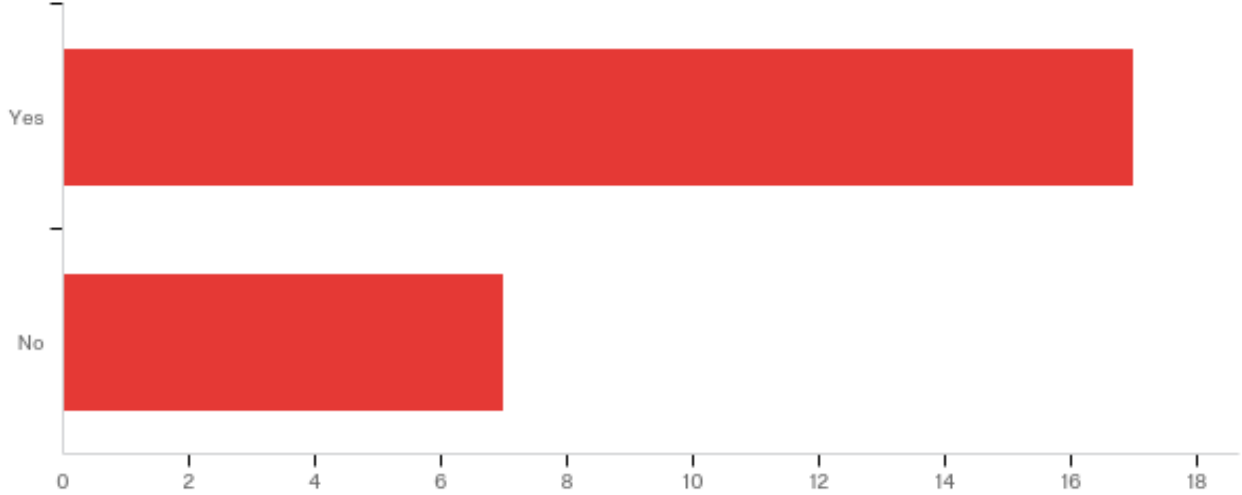
| # | Answer | % | Count |
|---|---|--------|-------|
| 1 | Yes | 34.29% | 24 |
| 2 | No | 21.43% | 15 |
| 3 | Not applicable, no critical junctures or less than 3 months | 44.29% | 31 |
| | Total | 100% | 70 |

Q263 - Does the information documented in the Family Assessment Areas of the Progress Update reflect current information related to Maltreatment, Adult Functioning, Child Functioning, and Parenting? (Answer based upon first Progress Update)



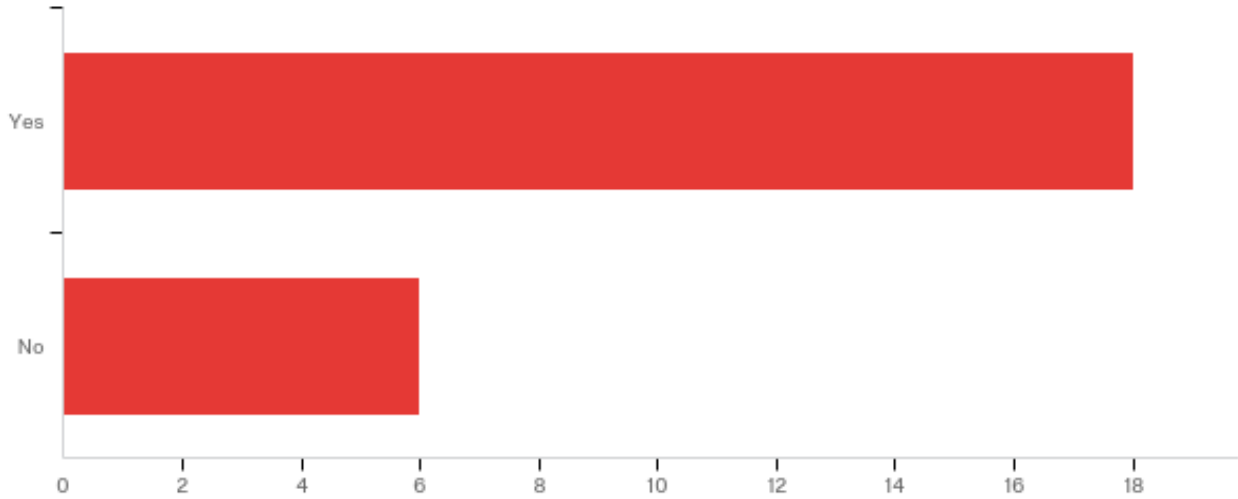
| # | Answer | % | Count |
|---|--------|--------|-------|
| 1 | Yes | 66.67% | 16 |
| 2 | No | 33.33% | 8 |
| | Total | 100% | 24 |

Q265 - Do the Reason(s) for Ongoing Involvement reflect a current identification of impending danger threats and a current danger statement?



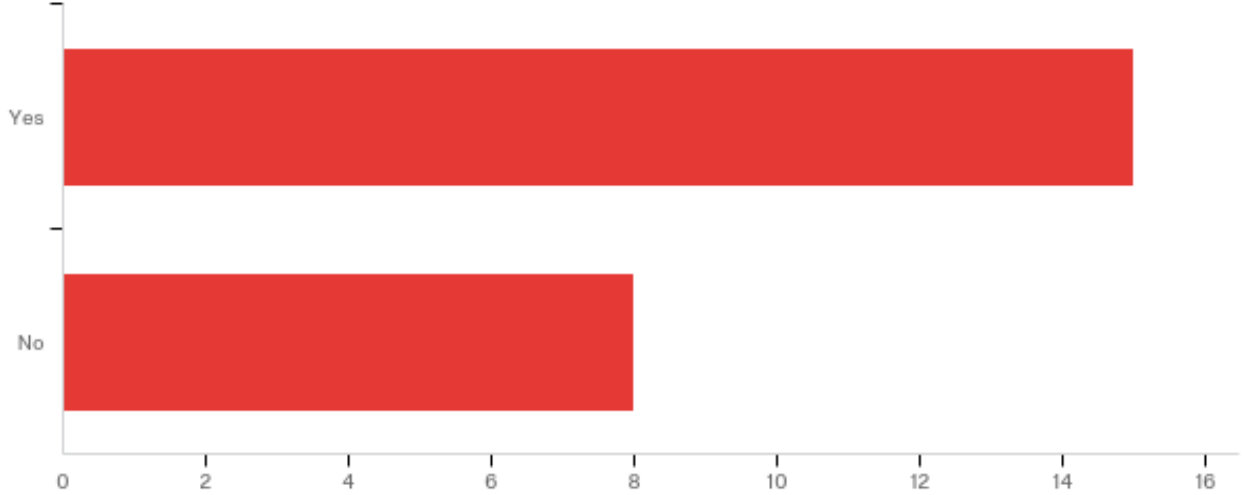
| # | Answer | % | Count |
|---|--------|--------|-------|
| 1 | Yes | 70.83% | 17 |
| 2 | No | 29.17% | 7 |
| | Total | 100% | 24 |

Q267 - Does the scaling of child needs reflect a current assessment of child strengths and needs supported by case documentation?



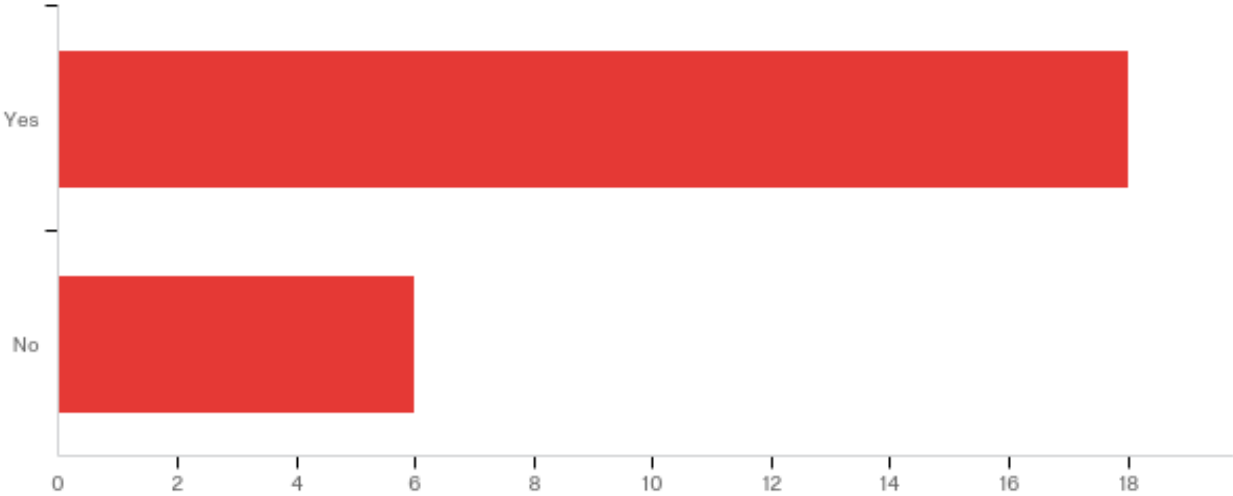
| # | Answer | % | Count |
|---|--------|--------|-------|
| 1 | Yes | 75.00% | 18 |
| 2 | No | 25.00% | 6 |
| | Total | 100% | 24 |

Q269 - Does the scaling of protective capacities reflect a current assessment of caregiver protective capacities supported by case documentation?



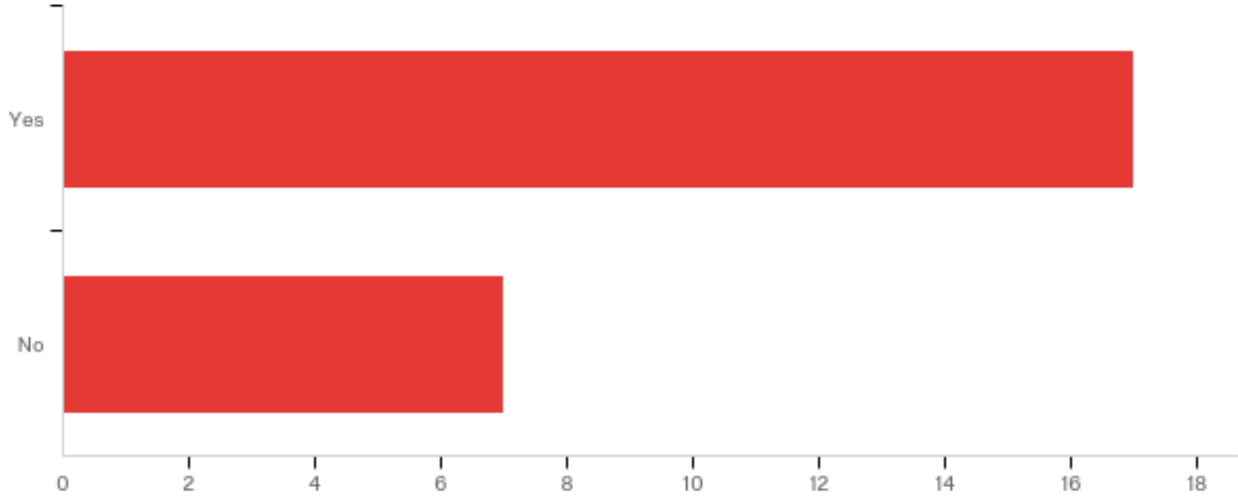
| # | Answer | % | Count |
|---|--------|--------|-------|
| 1 | Yes | 65.22% | 15 |
| 2 | No | 34.78% | 8 |
| | Total | 100% | 23 |

Q271 - Does the safety summary and planning reflect the child's safety status as supported by identification of impending danger and status of caregiver protective capacities?



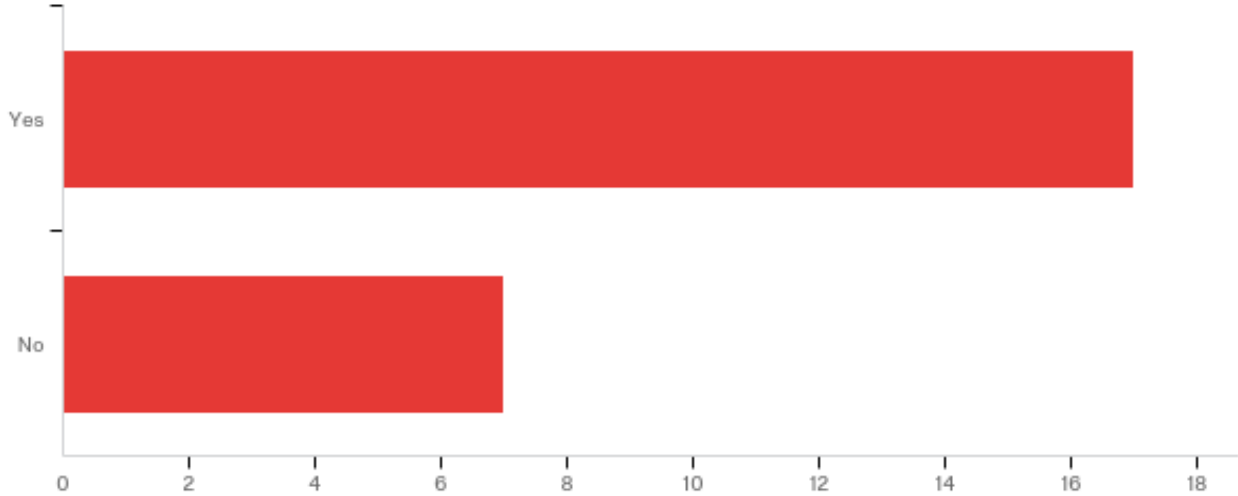
| # | Answer | % | Count |
|---|--------|--------|-------|
| 1 | Yes | 75.00% | 18 |
| 2 | No | 25.00% | 6 |
| | Total | 100% | 24 |

Q273 - Does the Outcomes Evaluation section reflect Outcomes which are SMART and consistent with other elements of the Progress Update?



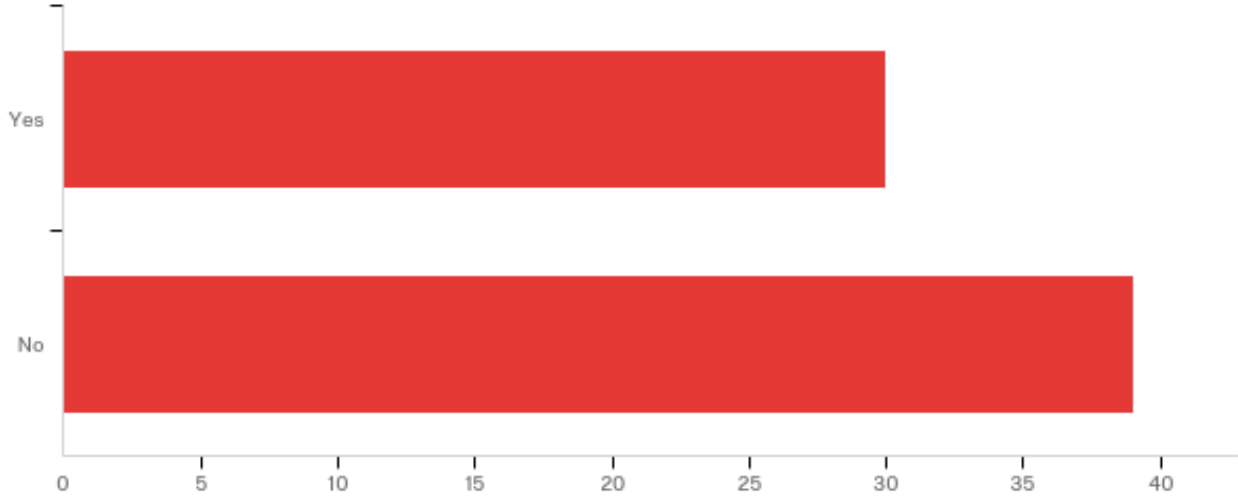
| # | Answer | % | Count |
|---|--------|--------|-------|
| 1 | Yes | 70.83% | 17 |
| 2 | No | 29.17% | 7 |
| | Total | 100% | 24 |

Q275 - Is the decision related to next steps supported by the Progress Update and overall case documentation? (No changes needed changes in case plan needed or case closure recommended)



| # | Answer | % | Count |
|---|--------|--------|-------|
| 1 | Yes | 70.83% | 17 |
| 2 | No | 29.17% | 7 |
| | Total | 100% | 24 |

Q277 - Is there evidence the case management supervisor is regularly consulting with the case manager, recommending actions when concerns are identified, and ensuring recommended actions followed up on urgently?



| # | Answer | % | Count |
|---|--------|--------|-------|
| 1 | Yes | 43.48% | 30 |
| 2 | No | 56.52% | 39 |
| | Total | 100% | 69 |