

Risk Pool Application SFY 2016-17

Please complete all items and submit electronically to the Regional Managing Director. Upon review and concurrence of the Risk Pool Request, the Regional Managing Director will submit the application to the Deputy Secretary for the Department.

Lead Agency Name: ChildNet, Inc.

Region: Southeast

Contract No.: JJ212

Address: 1100 W. McNab Road
Fort Lauderdale, FL 33309

Lead Agency Contact: Emilio Benitez

Phone No.: 954-414-6000

Contract Manager: Ralph Silverstein

Phone No.: 561-818-5773

This request is being submitted in response to an anticipated current year deficit in excess of available carry forward funds.

Financials:

- 1) Confirm the dollar amount being requested: \$1.7 million
- 2) Confirm that funds will be expended by the end of the current fiscal year: Yes No
- 3) How do you propose to use these funds to address or correct the underlying cause of the shortfall?

ChildNet Broward experienced higher than expected removals during fiscal years 2012/2013 through 2014/2015 which the entire child welfare system in Broward County, Circuit 17, was not able to effectively manage (see [Figure 1, Removal Trends](#)). The exits from out-of-home care did not keep pace with removals, resulting in more children in paid placements (see [Figure 2, Exits from Out-of-Home Care](#)). ChildNet has worked very hard recruiting foster homes to meet this increased need and while homes and beds significantly increased (see [Figure 3, Number of Foster Homes and Children Placed](#)), this growth also did not keep pace with the removals, resulting in an increase in the number of children placed in residential group care.

Broward County experienced fewer removals in fiscal year 2015/2016 and so far in the current year removals are less than the prior year (see [Figure 4, Recent Exits and Removals](#)). ChildNet and the Broward County child welfare community developed a roadmap for improvement which is the basis for ChildNet Broward's Financial Viability

Plan. In that Plan ChildNet set very aggressive census projections to meet throughout fiscal year 2016/2017 to reduce the current year's deficit and thus far is tracking very closely to those targets. The number of children placed in residential group care has already been reduced from a high of 331 in March 2016 to 261 on November 27, 2016, based on the Children Active by Primary Worker FSFN report (see [Figure 5, Residential Group Care Trend](#)). The proposed budget is based on the average number of children in care which has also decreased, however just not meeting the target (see [Figure 6, Average Number of Children and Projections](#)).

Funds received under this application would be used to offset the deficit for direct care services including out-of-home care, foster care and the related purchase of services areas for the current year. ChildNet is making excellent progress demonstrated by steadily increasing exits from out-of-home care (see [Figure 4, Recent Exits and Removals](#)) and improved permanency for children. Early results show substantial improvement in permanency in 12 – 23 months (see [Figure 7, Permanency in 12 – 23 Months](#)) and in greater than 24 months (see [Figure 8, Permanency in Greater than 24 Months](#)). ChildNet also is showing improvement in permanency in less than 12 months which should be reflected in the Quarter two outcome report. ChildNet and the Broward County child welfare community have also rallied together, increasing the number of judges to increase docket time, implementing an Early Childhood Court that has shown early success, continuing with an immensely successful Dependency Drug Court, and now is also looking forward to an additional judge promised later this fiscal year

ChildNet anticipates showing tremendous improvement for the 2016/2017 fiscal year and is tracking very closely to projections. ChildNet expects to experience a deficit of \$1.7 million for the current year and assistance from the risk pool will help ChildNet continue on its path to financial viability and allow the agency to begin addressing the carry forward deficit over the next year.

Broward Cumulative (YTD) Removals July 2012 thru February 2016



Figure 1, Removal Trends

Exits from Out-of-Home Care

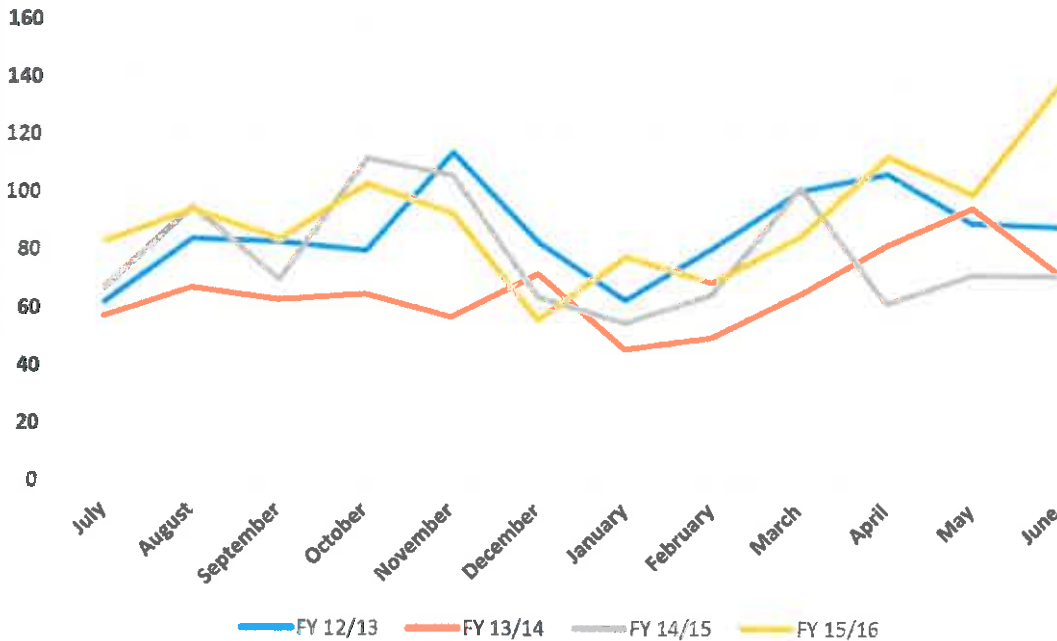


Figure 2, Exits from Out-of-Home Care

Number of Foster Homes and Children Placed in Foster Homes

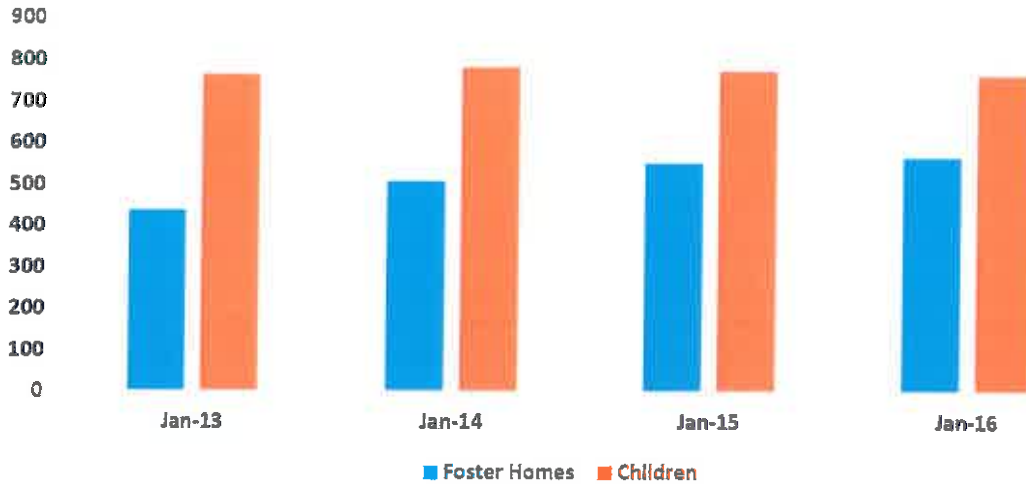


Figure 3, Number of Foster Homes and Children Placed

Broward Children Entering and Exiting Out-of-Home Care Monthly January 2016 through October 2016

Data Source: DCF Trend Report 'Spinner'

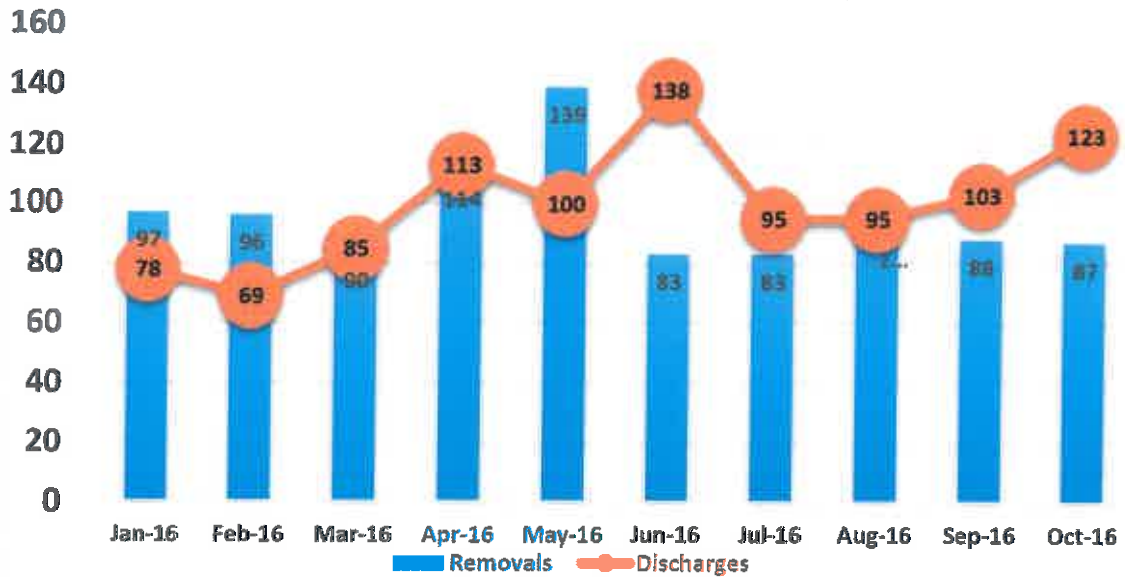


Figure 4, Recent Exits and Removals

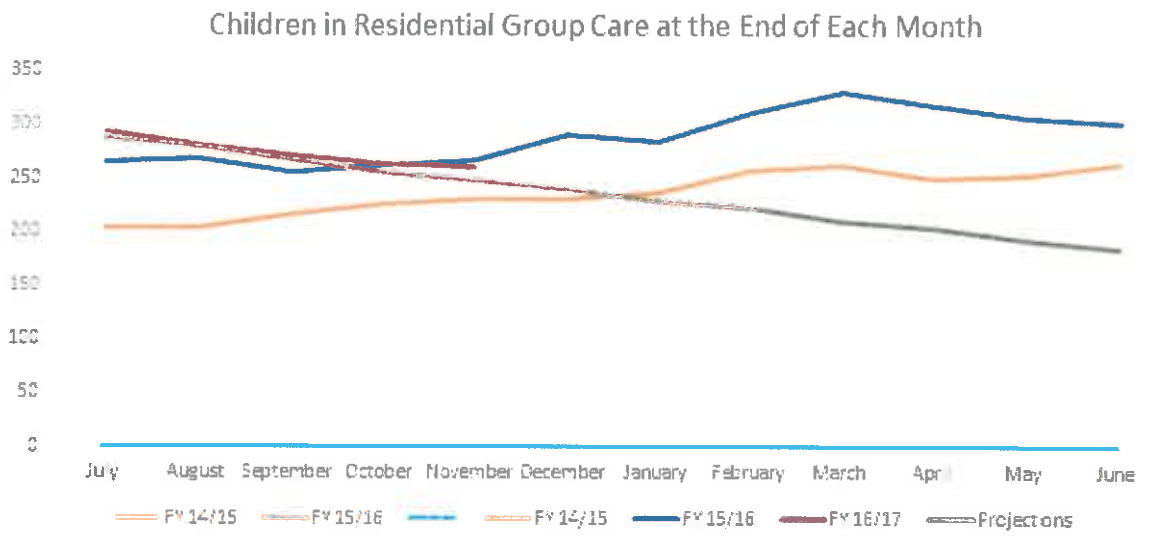


Figure 5, Residential Group Care Trend

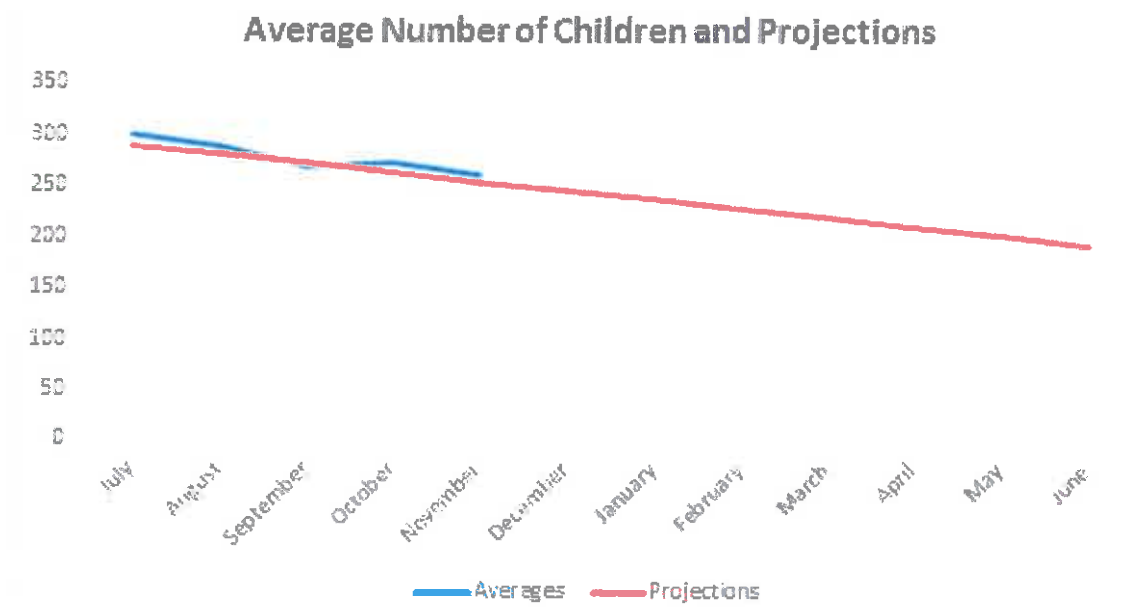


Figure 6, Average Number of Children and Projections

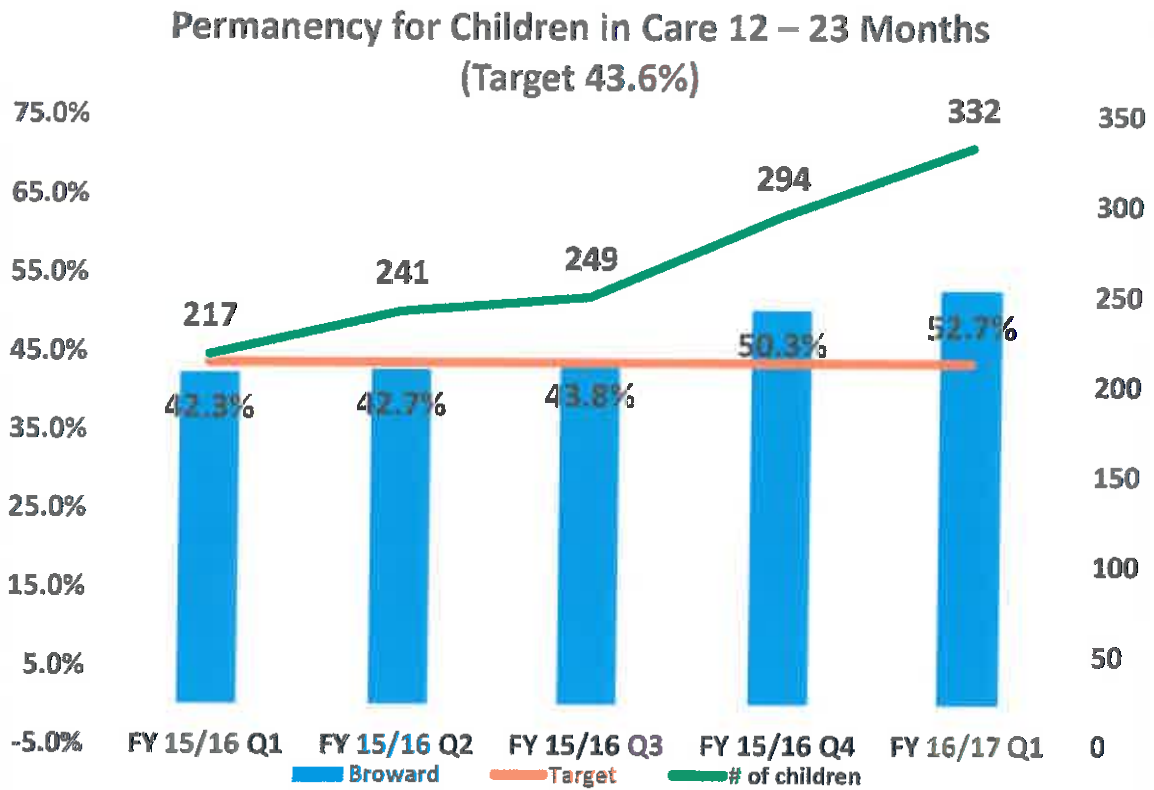


Figure 7, Permanency in 12 – 23 Months

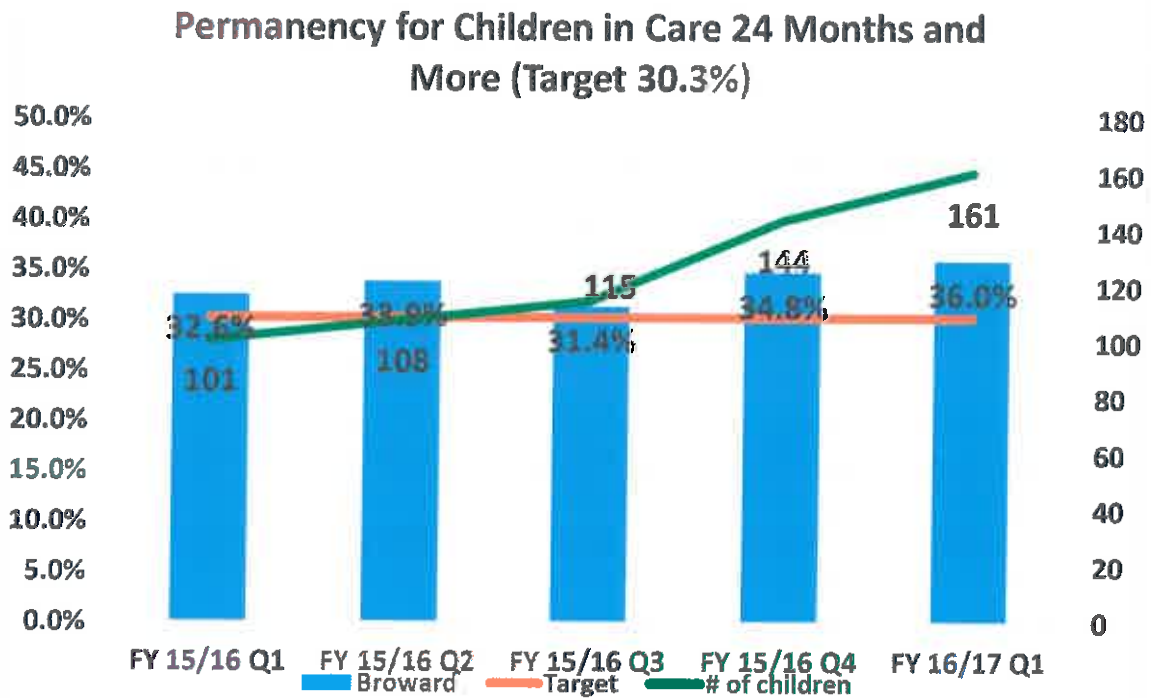



Figure 8, Permanency in Greater than 24 Months

Lead Agency Name: **ChildNet, Inc.**

Region: **Southeast**

Contract No.: **JJ212**


Lead Agency CEO/ED Name and Signature

11/30/16
Date


CBC Contract Manager Name and Signature

12/1/2016
Date

Regional Managing Director Name:

Please confirm the following:

The Lead Agency submitted a Financial Viability Plan. Yes No

The Lead Agency is actively working its Financial Viability Plan. Yes No

Please check the applicable box to indicate your level of support of this application:

Concur

*Do Not Concur


Regional Managing Director Signature

12-2-16
Date

***Rationale:**

(This item must be completed if "Do Not Concur" is checked.)