



Independent Living Services

ANNUAL REPORT

Department of Children and Families

Office of Child Welfare

January 31, 2017

Mike Carroll

Secretary

Rick Scott

Governor

Table of Contents

Purpose.....	3
Introduction.....	3
Independent Living Services	4
Outcome Measures and Oversight Activities.....	7
1. System-Driven Data.....	8
2. Self-Report Surveys.....	10
3. Contract Oversight	10
4. Financial Accountability	11
Rule Promulgation.....	12
Other Activities.....	13
Conclusion.....	15

Attachments:

Appendix A.....Number of Youth Turning 18 in Out-of-Home Care by Community-Based Care (CBC) Lead Agency and Fiscal Year

Appendix B.....Number of Youth Potentially Eligible for Extended Foster Care (EFC), Postsecondary Education Services and Support (PESS), or Aftercare Services by Discharge Reason, CBC and Fiscal Year

Appendix C.....Number of Young Adults Receiving Independent Living Services by Program Type, CBC, Fiscal Year

Appendix D Number of Young Adults Receiving Independent Living Services by Educational Status, CBC, Fiscal Year

Appendix E.....Employment Status of Young Adults Receiving Independent Living Services by Program Type and Fiscal Year

Appendix F.....Number of Youth Potentially Eligible for the Department of Children and Families Tuition and Fee Exemption by Discharge Reason and Fiscal Year

Appendices G and H.....Independent Living Services Expenditures by Program Type, CBC, and Fiscal Year

Purpose

Section 39.6251, Florida Statutes, and section 409.1451, Florida Statutes, require the Department of Children and Families (Department) to administer an array of independent living services to eligible young adults ranging in ages 18-22 (not yet 23), including supports in making the transition to self-sufficiency. Independent living services are designed to assist young adults in the following outcomes: increasing financial self-sufficiency, improving educational attainment, increasing connections to caring adults, reducing homelessness, reducing high-risk behavior, and improving access to health insurance. Through the delivery of services, young adults should be empowered to seek a quality of life appropriate for their skills and abilities and to assume personal responsibility for becoming self-sufficient adults.

This report provides information required in section 409.1451(6), Florida Statutes, as follows:

1. An analysis of performance on the outcome measures developed under this section reported for each community-based care lead agency (CBC).
2. A description of the Department's oversight of the program, including, by lead agency, any programmatic or fiscal deficiencies found, corrective actions required and current status of compliance.
3. Any rules adopted or proposed under this section since the last report.

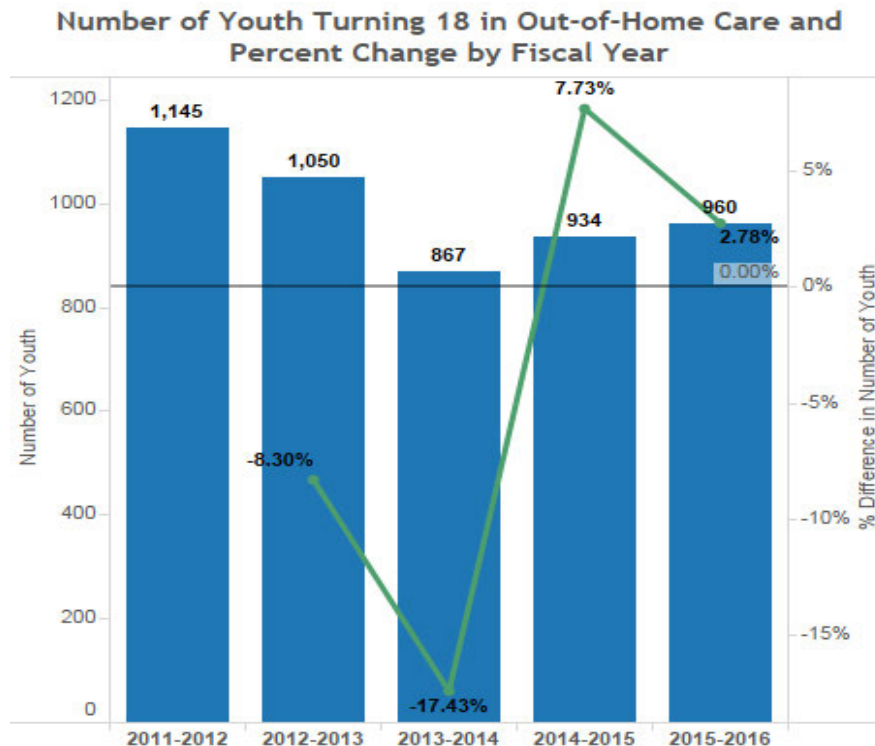
Introduction

The 2015 Independent Living Services annual report reflected data for independent living services from the 2015 calendar year. Beginning with this report, the Department will be reporting on activities that occurred during the State Fiscal Year (SFY) rather than a calendar year. This method aligns with the data reporting process of the Department. However, in order to allow for some comparison of outcomes, most tables reflect two state fiscal years of data or more, if applicable.

(continued on next page)

Youth Exiting Out-of-Home Care at Age 18

The chart below depicts five years of data by SFY. Without taking into account the status of legal custody or their placement type at the time of discharge, the report includes 18-year-olds who have aged out of foster care. As shown, the number of young adults exiting out-of-home care at 18 had been declining since 2011 but began increasing in 2014. In SFY 2015-2016, 26 more youth exited out-of-home care than in SFY 2014-2015. (See Appendix A for CBC level data.)



Source: Child Welfare Services Trend Report

Independent Living Services

The brief descriptions of independent living services available to eligible former foster youth are not intended to detail all eligibility criteria for each program. Rather, the intent of each summary is to give a better understanding of the nuances of each program.

Extended Foster Care (EFC)

In January 2014, EFC policy was implemented, giving eligible young adults the option of remaining in foster care until the age of 21 or until the age of 22 if they have a disability. Florida is one of 41 states that have adopted the federal recommendation to extend foster care eligibility, allowing for a more structured system of transition services for the young person entering adulthood. Young adults may decide to remain in their licensed foster homes or choose

other supportive living environments with approval of their community-based care lead agency (CBC) while finishing secondary school or adult education, or entering the workforce. Eligible young adults may also choose this option while pursuing postsecondary education. In EFC, young adults receive standard case management visits, case planning, transition planning, monitoring of life skills development, and judicial oversight as required. Florida does not use Title IV-E federal funds to implement the program, rather state funds pay room and board and may pay for other allowable expenses, such as child care for young adults who are parenting, clothing for work or school, computer and other school supplies, and other essential services needed to support the young adult's transition.

Postsecondary Education Services and Support (PESS)

Eligible young adults 18-22 (not yet 23) years of age in PESS receive \$1,256 per month and other supports necessary to become self-sufficient. After the initial application process, eligibility requires that these students are enrolled in 9 credit hours or the vocational equivalent; and if meeting academic progress according to the Florida Bright Futures educational institution, the students may continue to receive the assistance. Some exceptions to credit hours and progress may apply for those students with a diagnosed disability or other recognized challenging circumstance. Of the three independent living services categories, PESS is the only program that affords youth who are adopted or placed with court-approved dependency guardians after the age of 16 with the opportunity to participate. The law requires those youth to have spent at least six months in licensed care within the 12 months immediately preceding such placement or adoption. Education and Training Voucher (ETV) and Chafee Foster Care Independence Program (CFCIP) federal funds cover room and board and other expenses necessary to pay the cost of attendance.

Aftercare Services

To be eligible for Aftercare Services, a young adult must have reached the age of 18 while in the legal custody of the Department, but not yet have turned 23. Aftercare Services are intended to be temporary in nature or used as a bridge into or between EFC and PESS. Services may include mentoring, tutoring, mental health, substance abuse, counseling, and financial assistance. Both federal and state funds are available to pay for allowable expenses.

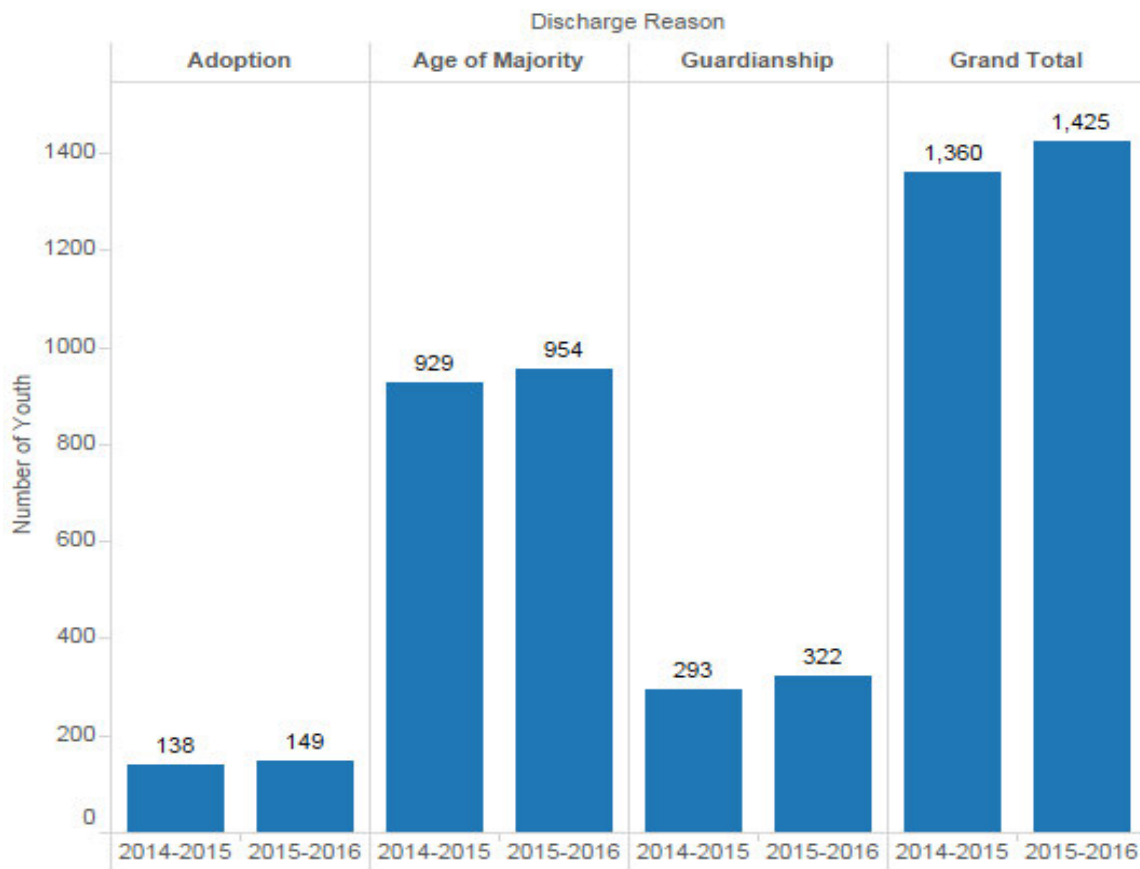
Road to Independence (RTI)

Although this program has not been available to new applicants since changes to legislation in 2014, there still remains a small population of young adults served through RTI who were grandfathered into the program. These youth will continue to be assessed at each renewal period until they are no longer eligible. PESS effectively replaced the former "Road to Independence" program, as authorized in section 409.1451, Florida Statutes, but the statutory reference still retains the heading.

Youth Potentially Eligible For and Young Adults Receiving Independent Living Services

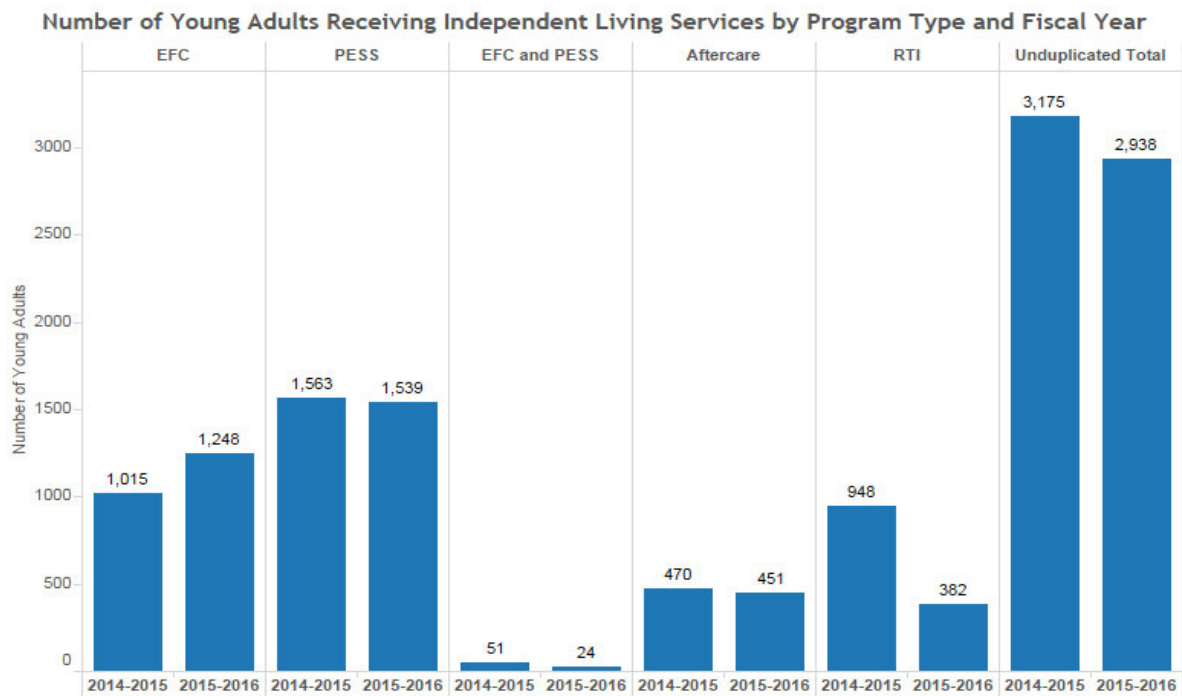
The chart below depicts the number of youth ages 16, 17, and 18 who are or will be potentially eligible for EFC, PESS, or Aftercare Services by discharge reason. Since each program is unique in its eligibility, young adults may be eligible for one program but not the other. In SFY 2015-2016, 65 more youth were potentially eligible for services compared to SFY 2014-2015. Each discharge category showed an increase in youth. (See Appendix B for CBC level data.)

Youth Potentially Eligible for EFC, PESS, and Aftercare Services by Discharge Reason and Fiscal Year



Data Source: OCW Data Reporting Unit, Regularly Scheduled Report #1682

The bar chart below illustrates the number of young adults who received an independent living service, by program, and in total, between the reporting periods. To be counted in this report, a young adult must have received an independent living service payment generated through Florida Safe Families Network (FSFN), the statewide automated child welfare information system. The number of young adults served by EFC increased by 233 from SFY 2014-2015 to SFY 2015-2016. The number of young adults in PESS and Aftercare Services declined in the same time period. Some young adults may have received more than one service type in a particular year; therefore, a count reflecting an unduplicated total is also shown. Overall, there were 237 fewer young adults participating in independent living services in SFY 2015-2016 than in SFY 2014-2015. (See Appendix C for CBC level data.)



Source: FSFN OCWDRU #1173

Outcome Measures and Oversight Activities

The CBCs’ contracts include expectations to administer all services in accordance with federal guidelines, Florida Statutes and Florida Administrative Code. Florida has highly structured statutory requirements for EFC, PESS, RTI and Aftercare Services around establishing client eligibility, standards of progress, payment disbursement, and payment amounts, as well as due process and appeals. Requirements in Florida Administrative Code further detail the framework for how the array of independent living services is administered, including: application and discharge procedures, transition planning and documentation requirements. The performance or outcome measures on program activity are evaluated through four main areas: system-driven data, self-report surveys, contract oversight unit monitoring, and fiscal oversight.

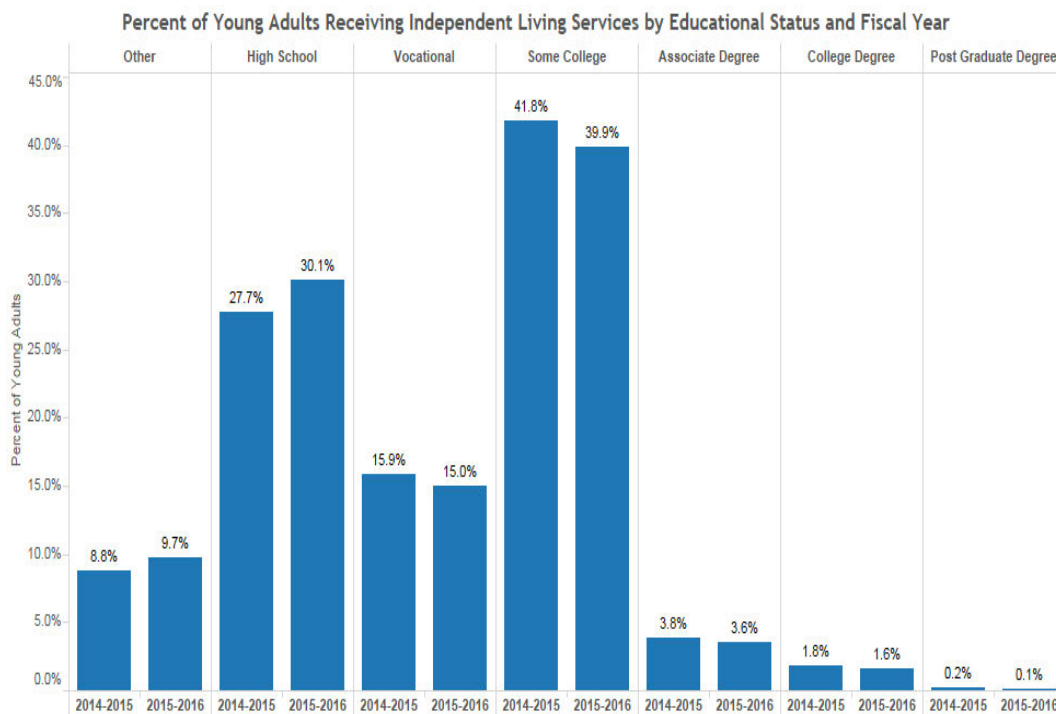
1. System-Driven Data

Gathering facts and statistics around Florida's young adults participating in services is critical in determining program effectiveness and measuring outcomes. To maintain data accuracy, the Department and CBCs monitor relevant independent living services data elements by accessing On Demand reports in FSFN. The Office of Child Welfare Data Reporting Unit (OCWDRU) creates reports to assist in monitoring such focus areas as: Education, Employment, and Housing. Data integrity checks are completed by the CBC staff responsible for managing independent living services.

Education

Improving educational (academic or vocational) attainment is one of the six outcome areas tracked by the federal Administration for Children and Families (ACF) through the National Youth in Transition Database (NTYD). The Department complies with federal regulations related to assistance to former foster youth and transmits data to NYTD from FSFN. Although educational attainment is a goal for all independent living programs, PESS is the only service category that requires enrollment and academic progress as a condition for continued eligibility. EFC allows young adults to choose a qualifying activity other than attaining an education. Two of the five qualifying activities for eligibility in EFC require young adults to be enrolled in school.

The chart below illustrates the percentage of young adults who received funding for an independent living service and their highest recorded educational achievement during the reporting period. The Other Category represents those young adults whose education entries reflected None, Non-Graded, Not Applicable, Special Education, or Unknown. While there was a 2.4% increase from SFY 2014-2015 to SFY 2015-2016 in young adults attaining high school diplomas, there was a 1.9% decrease in young adults with some college documented as their highest achievement. (See Appendix D for CBC level data.)

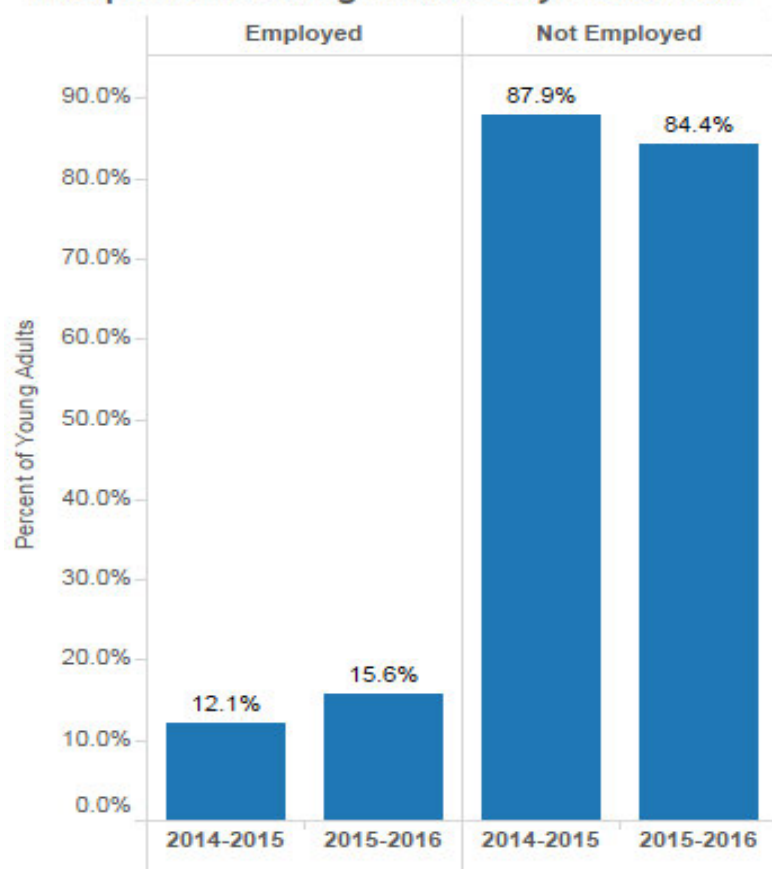


Source: FSFN OCWDRU Report #1173

Employment

Increasing financial self-sufficiency is another outcome area tracked by ACF through NYTD. Financial self-sufficiency can be achieved by taking steps to create a stable income, building a savings account, and staying out of debt. Employment is one step toward increasing self-sufficiency and is a qualifying option for eligibility in EFC. The Department supports employment for all transitioning youth, and encourages employment and career opportunities as appropriate, based on the skills and abilities of each young adult.

Employment Status of Young Adults Receiving Independent Living Services by Fiscal Year



The chart to the left portrays the percentage of young adults who had received an independent living payment and were either employed or not employed sometime during the applicable fiscal year. From SFY 2014-2015 to SFY 2015-2016, there was a 3.5% increase in young adults employed. (See Appendix E for CBC level data.)

Source: FSFN OCWDRU Report #1170

Housing (Living Arrangements)

Reducing homelessness among youth is another outcome area tracked by ACF through NYTD. The Department and the CBCs also track and monitor the data relevant to housing for young adults receiving independent living services. The Department and the CBCs strive to ensure that every young adult served has an appropriate living arrangement and the necessary supports needed for the young adult to become successful. EFC is the only service category that requires an assessment of the young adult's living environment as an eligibility factor. Assessment of each young adult's life skills and abilities helps CBC lead agencies determine what level of supervision is needed. FSFN currently offers 15 different living arrangement

documentation options. Living arrangement categories range from Own Housing to Assisted Living Facility or State Correctional Facility.

FSFN data from June 2015 to June 2016 (OCWDRU #1180 Count of Living Arrangement for Young Adults Receiving Independent Living Services) reflected an increase in supported housing type living arrangements. More young adults were reported to be living in dorms, Transitional Living Programs, host family homes, and Group Homes. Although supportive housing types are up, Renting Housing still remains the most frequently reported living arrangement type. There was no reported change in young adults living in licensed foster homes.

2. Self-Report Surveys

Self-report questionnaires provided to young adults receiving independent living services are another way to evaluate program effectiveness. Survey response data is used to further assess areas for gaps or trends. Opportunities for improvement are either addressed through providing technical assistance or statewide training. The Department contracts with Cby25® Initiative to administer the surveys and report the results. Cby25® Initiative provides each CBC lead agency with a spreadsheet of their specific survey responses. In addition, at the close of each survey period, a report is provided to the Department, youth advocacy groups, and the Independent Living Services Advisory Council (ILSAC) for review.

National Youth in Transition Database (NYTD) and Florida NYTD Surveys

Through NYTD, ACF requires states to provide a survey for a cohort of youth at ages 17, 19, and 21 as one way to measure outcomes of youth transitioning from all out-of-home care placements since 2011. At that time, Florida also implemented the NYTD Plus+ self-report survey for young adults ages 18-22 who aged out of licensed care and are receiving independent living services. The Florida version of the NYTD Plus+ survey is comprised of questions from the federal NYTD, the previous Florida Independent Living Checklist, Florida Statutes and Department policy, as well as questions by young adults and other stakeholders in the child welfare system. The survey is administered once a year. During SFY 2015-2016, the Florida NYTD survey administration was from April 15-May 31, 2016. The report is now published on the Department's website at the following link:

<http://www.myflfamilies.com/service-programs/independent-living/reports>.

3. Contract Oversight

During SFY 2015-2016, the Department's Contract Oversight Unit monitored the CBCs' compliance with independent living requirements, including those found in Chapter 39 and section 409.1451, Florida Statutes. The Contract Oversight Unit selected cases of young adults in foster care and young adults receiving Independent Living Services for file review and determined whether the requirements in Florida Statutes and Florida Administrative Code were met. This also included a review of eligibility requirements. As outlined in the table below, of the 20 CBC lead agency contracts, 11 required a Corrective Action Plan (CAP) relevant to independent living services and preparing 17-year-olds for transition.

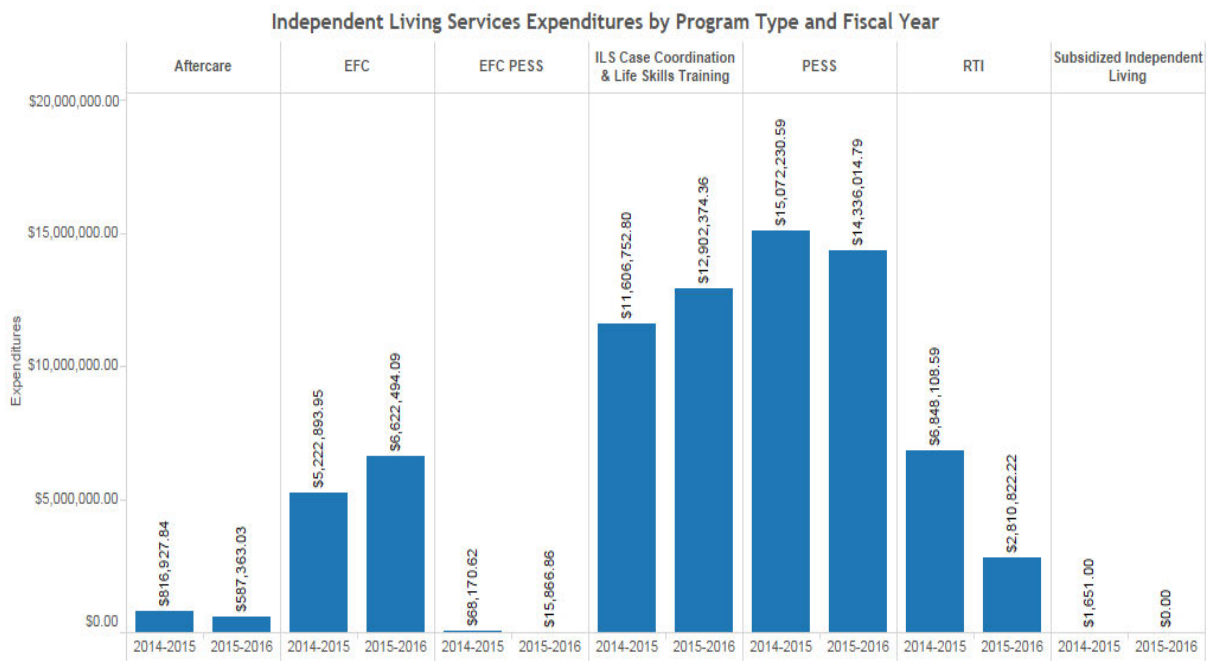
Circuit	CBC Lead Agency	Contract	Corrective Action Plan Status
1	Families First Network	AJ481	CAP Underway for 17-year old population
2, 14	Big Bend CBC	BJ101	CAP Underway
3, 8	Partnership for Strong Families	CJ149	No CAP required
4	Family Support Services of North FL	DJ038	No CAP required
4	Kids First of Florida	DJ039	No CAP required
5	Kids Central, Inc.	PJL04	CAP Underway
6	Eckerd Community Alternatives Pinellas/Pasco	QJ3EO	CAP Underway for 17-year old population
7	Community Partnership for Children	NJ205	No CAP required
7	St Johns County BOCC	NJ206	CAP underway
9	CBC of Central FL	GJL57	No CAP required
10	Heartland for Children	TJ501	CAP Underway
11, 16	Our Kids, Inc.	KJ114	No CAP required
12	Sarasota Family	QJ2BO	CAP Underway for 17-year old population
13	Eckerd Community Alternatives Hillsborough	QJ511	CAP Underway for 17-year old population
15	ChildNet Palm Beach	IJ706	CAP Underway
17	ChildNet Broward	JJ212	CAP Underway
18	Brevard Family Partnership	GJ401	No CAP required
18	CBC of Central FL	GJ501	No CAP required
19	Devereux CBC	ZJK85	CAP Completed
20	Children's Network of Southwest Florida	HJ300	No CAP required

4. Financial Accountability

During the SFY 2015-2016, the Department's Office of CBC/ME Financial Accountability provided technical assistance and oversight to DCF contract managers and CBC financial staff throughout the state to ensure payments were recorded accurately in FSFN. Independent living services payments were reviewed monthly for the following: payment amounts adhere to the amounts pursuant to Florida Statutes and Florida Administrative Code; young adult's eligibility within each program is appropriately documented in FSFN; and federal and state funds are paid only to eligible young adults based on age for the program in which the young adults have been approved. In addition to technical assistance, quarterly reviews were performed for selected

payment records by each CBC to ensure correct application of financial requirements and payments were allowable. At the beginning of the SFY, each CBC was evaluated for its agency's financial accountability of the funds provided by the Department, including actual expenditures recorded for the prior SFY, any carry forward funds available, as well as the agency's submitted Cost Allocation Plan. The Cost Allocation Plan identifies how the funds for each program will be spent during the year. As needed, any identified fiscal issues were discussed with the CBC.

The Florida Legislature appropriated \$29,451,721 each SFY for independent living services. The total appropriation is to include the cost of the case management associated with the delivery of services to young adults as well as the supplemental room and board payment to foster care parents for providing independent life skills and normalcy supports to youth ages 13 through 17. The chart below displays the actual amount spent in each program by SFY. As detailed in the graph for SFY 2015-2016, total expenditures have exceeded the \$29 million appropriated by over \$7.8 million. Note, Subsidized Independent Living Program ended January 2014. (See Appendices G&H for CBC lead agency level data and total expenditures.)



Source: DCF Chief Financial Officer Group, CBC YTD Actual Expenditures including Carry Forward for IL, EFC, RTI programs

Rule Promulgation

Provisions relating to the delivery of independent living services are included in multiple chapters of Florida Administrative Code, including:

- Chapter 65C-28, Out-of-Home Care, which provides direction for delivery of services to youth in foster care. Specifically, 65C-28.009, Adolescent Services, implements section 409.1451(3), Florida Statutes. This rule was amended May 8, 2016.

- Chapter 65C-30, General Child Welfare Provisions, which provides direction on delivery of services to youth under supervision of the Department. The rule was amended February 25, 2016.
- Chapter 65C-31, Services to Young Adults Formerly in the Custody of the Department, which provides direction on the delivery of services to young adults, specifically those services provided by section 409.1451(5), Florida Statutes. This chapter has been in effect since 2006. The rules on Aftercare and Transitional Support Services were repealed October 19, 2015 due to statutory changes.
- 65C-41, Extension of Foster Care, which provides direction on the program enacted by section 39.6251, Florida Statutes. This chapter became effective November 2, 2015.
- 65C-42, Road to Independence Program, which provides direction for the delivery of Postsecondary Education Services and Support and Aftercare, specifically as provided in section 409.1451, Florida Statutes. This chapter became effective October 4, 2015.

Other Activities

Independent Living Services Advisory Council (ILSAC)

The ILSAC was created in 2002 by the Florida Legislature and is codified in section 409.1451(7), Florida Statutes. The ILSAC has the responsibility for reviewing and making recommendations concerning the implementation and operation of independent living services, including barriers and successes. The 2016 report to the Florida Legislature and the Department includes several legislative recommendations for the Department. The full annual report and the Department's response are located on the Department's Independent Living Services internet site, <http://www.myflfamilies.com/service-programs/independent-living>.

ILSAC membership consists of representatives from the Department of Children and Families' headquarters and region offices, CBCs, Department of Education, Agency for Health Care Administration, State Young Adults Advisory Board, Career Source Florida, Inc., Statewide Guardian ad Litem Office, foster parents, recipients of the Road-to-Independence Program, and other advocates for youth in foster care. Other appointed members include representatives from faith-based and community-based organizations, mentoring programs, higher education and the judicial system.

Appeals

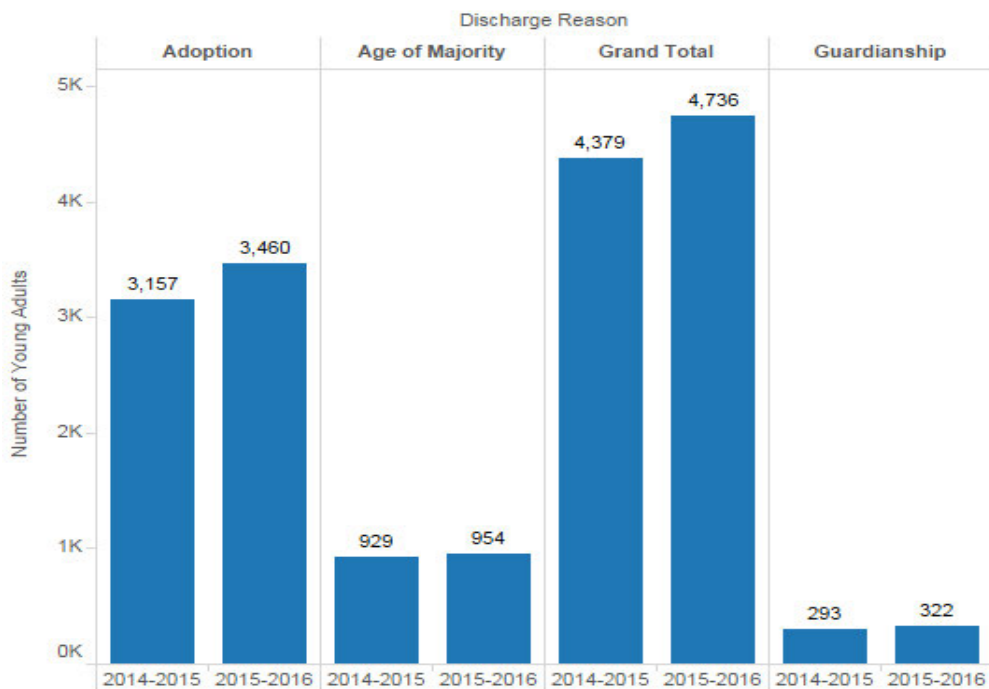
A young adult applying for or receiving independent living services has the right to receive notice of adverse action and to resolve issues of eligibility through the fair hearing process. Title 45, section 205.10 of the Code of Federal Regulations provides for fair hearings, which are used to challenge or appeal actions relating to federally funded services. Sections 39.6251(9) and 409.1451(4), Florida Statutes, provide for an appeal, which can be provided by a fair hearing. The Office of Appeal Hearings is part of the Office of Inspector General within the Department. The office manages all requests and data pertinent to Independent Living Fair Hearings. The office provided data from SFY 2015-2016 specific to the number of requests for appeals and the disposition. Of the 119 total independent living cases received, 63% were withdrawn, and in four cases, the appeal was granted.

Collaboration with Board of Governors, Florida College System and Department of Education

Without the attainment of a post-secondary degree or credentials, youth who age out of foster care face the realities of unemployment, homelessness and incarceration in their young adult years. In accordance with section 409.1452, Florida Statutes, the Department continually works in cooperation with the Board of Governors, Florida College System and Department of Education to establish and maintain dedicated foster care liaisons and campus coaching programs at all public colleges and universities. With the assistance of Florida Reach, a network of professionals dedicated to improving postsecondary outcomes for youth formerly in foster care, the campus coaching initiative remains a priority. In June 2016, the Department sponsored the 3rd Annual Florida Reach Symposium in Miami. Miami Dade College and Florida International University hosted the event, which drew more than 140 people to workshops designed to expand the vision of campus-based support programs.

The chart below displays the number of youth potentially eligible for the DCF Tuition and Fee Exemption by discharge reason and fiscal year. Young adults are eligible to continue to receive the exemption until the age of 28. Of the potentially eligible population for SFY 2015-2016, those youth discharged to Adoption are the largest population with 3,460 youth potentially eligible. (See Appendix F for CBC level data.)

Young Adults Potentially Eligible for DCF Tuition and Fee Exemption by Discharge Reason and Fiscal Year



Data Source: OCW Data Reporting Unit, Regularly Scheduled Report #1682

Conclusion

The Department expects outcomes for young adults participating in independent living services to improve with continued strengthening of oversight, collaboration, and clearly communicated expectations. The Department's goal is to enhance independent living services delivery through a thorough and continuous examination of the cases, performance and fiscal data, as well as other reports received by the Department from stakeholders.

Appendix A

Number of Youth Turning 18 in Out-of-Home Care by CBC and Fiscal Year

CBC	2011-2012	2012-2013	2013-2014	2014-2015	2015-2016
C 1 FamiliesFirst Network	64	45	39	35	44
C 2 & 14 Big Bend CBC	50	36	36	35	27
C 3 & 8 Partnership Strong Families	32	28	22	11	20
C 4 Clay - Kids First Florida	9	8	8	9	8
C 4 Family Support Svcs North Fla	58	58	39	39	34
C 5 Kids Central, Inc.	37	44	31	44	41
C 6 Eckerd Community Pinellas/Pasco	90	80	64	64	71
C 7 Community Partnership Children	43	29	36	30	35
C 7 St. Johns Family Integrity	4	4	1	2	14
C 9 CBC Central Fla Orange-Osceola	105	68	69	63	65
C 11 & 16 Our Kids	148	158	121	148	147
C 12 Sarasota Safe Children Coalition	27	20	23	31	26
C 13 Eckerd Community Hillsborough	88	87	80	73	87
C 15 ChildNet Palm Beach	80	74	55	79	67
C 17 ChildNet Broward	107	121	85	100	109
C 18 Brevard Family Partnership	38	42	20	31	31
C 18 CBC Central Fla Seminole	20	17	17	17	14
C 19 Devereux CBC	32	39	29	27	25
C 20 Children's Network of SW Fla	39	37	39	41	51
C10 Heartland for Children	74	55	53	55	44
Statewide	1,145	1,050	867	934	960

Source: Child Welfare Services Trend Report

Appendix B

Youth Potentially Eligible for EFC, PESS, and Aftercare Services by Discharge Reason, CBC, and Fiscal Year

CBC	Adoption		Age of Majority		Guardianship		Total	
	2014-2015	2015-2016	2014-2015	2015-2016	2014-2015	2015-2016	2014-2015	2015-2016
C 1 FamiliesFirst Network	5	15	37	45	8	16	50	76
C 2 & 14 Big Bend CBC	10	18	34	24	3	12	47	54
C 3 & 8 Partnership Strong Families	6	5	11	20	8	19	25	44
C 4 Clay - Kids First Florida	2	2	9	8	4	4	15	14
C 4 Family Support Svcs North Fla	10	12	38	33	12	12	60	57
C 5 Kids Central, Inc.	5	3	40	38	28	20	73	61
C 6 Eckerd Community Pinellas/Pasco	22	7	63	68	35	37	120	112
C 7 Community Partnership Children	10	5	30	34	11	16	51	55
C 7 St. Johns Family Integrity	0	1	2	14	4	4	6	19
C 9 CBC Central Fla Orange-Osceola	8	3	63	64	10	22	81	89
C 11 & 16 Our Kids	6	10	138	142	38	41	182	193
C 12 Sarasota Safe Children Coalition	6	5	31	26	11	13	48	44
C 13 Eckerd Community Hillsborough	9	25	72	85	21	19	102	129
C 15 ChildNet Palm Beach	4	9	79	68	15	18	98	95
C 17 ChildNet Broward	7	11	100	109	23	22	130	142
C 18 Brevard Family Partnership	3	1	30	30	9	3	42	34
C 18 CBC Central Fla Seminole	3	3	17	14	2	5	22	22
C 19 Devereux CBC	11	4	26	25	7	5	44	34
C 20 Children's Network of SW Fla	9	8	40	49	12	17	61	74
C10 Heartland for Children	2	2	54	44	32	16	88	62
Other	0	0	15	14	0	1	15	15
Statewide	138	149	929	954	293	322	1,360	1,425

Data Source: OCW Data Reporting Unit, Regularly Scheduled Report #1682

Appendix C

Number of Young Adults Receiving Independent Living Services by Program Type, CBC, and Fiscal Year

CBC	2014-2015						2015-2016					
	Aftercare Total	EFC PESS Total	EFC Total	PESS Total	RTI Total	Unduplicated Total	Aftercare Total	EFC PESS Total	EFC Total	PESS Total	RTI Total	Unduplicated Total
C 1 FamiliesFirst Network	8	2	53	78	37	155	14	2	74	81	20	152
C 2 & 14 Big Bend CBC	17	0	45	81	47	144	22	0	48	75	12	125
C 3 & 8 Partnership Strong Families	8	8	8	21	37	64	6	0	15	27	16	54
C 4 Clay - Kids First Florida	3	0	7	22	11	33	10	0	11	17	5	36
C 4 Family Support Svcs North Fla	65	0	58	114	47	208	41	0	56	80	22	157
C 5 Kids Central, Inc.	4	14	26	51	29	99	7	3	36	52	8	90
C 6 Eckerd Community Pinellas/Pasco	29	20	46	100	49	177	51	12	71	95	31	185
C 7 Community Partnership Children	17	0	33	69	54	132	27	1	38	69	16	122
C 7 St. Johns Family Integrity	1	0	2	4	13	17	0	0	7	10	9	19
C 9 CBC Central Fla Orange-Osceola	61	0	76	111	75	235	47	0	69	118	30	205
C 11 & 16 Our Kids	63	0	149	217	153	463	27	1	191	215	68	429
C 12 Sarasota Safe Children Coalition	3	0	21	44	16	70	15	1	33	37	4	68
C 13 Eckerd Community Hillsborough	57	0	58	104	48	213	74	0	76	117	18	213
C 15 ChildNet Palm Beach	40	0	114	115	66	262	39	0	140	126	22	259
C 17 ChildNet Broward	43	2	120	190	119	366	27	2	159	196	41	356
C 18 Brevard Family Partnership	29	0	34	58	16	108	16	1	50	36	6	83
C 18 CBC Central Fla Seminole	3	0	21	35	12	62	3	0	18	29	2	48
C 19 Devereux CBC	5	0	33	38	14	80	12	0	31	34	7	72
C 20 Children's Network of SW Fla	4	2	45	58	59	140	1	0	57	69	22	131
C10 Heartland for Children	10	3	68	53	46	151	12	1	70	56	23	136
Statewide	470	51	1,015	1,563	948	3,175	451	24	1,248	1,539	382	2,938

Source: FSN OCWDRU #1173

Appendix D

Number of Young Adults Receiving Independent Living Services by Educational Status, CBC, and Fiscal Year

CBC	2014-2015								2015-2016							
	Other	Associate Degree	College Degree	High School	Post Graduate Degree	Some College	Vocational	Total	Other	Associate Degree	College Degree	High School	Post Graduate Degree	Some College	Vocational	Total
C 1 FamiliesFirst Network	4	2	1	43	0	74	24	148	7	2	0	51	0	67	22	149
C 2 & 14 Big Bend CBC	15	1	4	21	0	67	32	140	14	0	4	19	0	57	25	119
C 3 & 8 Partnership Strong Families	5	2	1	39	1	10	5	63	4	3	1	35	1	6	3	53
C 4 Clay - Kids First Florida	5	2	0	4	0	20	3	34	7	2	0	4	0	18	3	34
C 4 Family Support Svcs North Fla	38	6	4	43	0	93	24	208	21	5	3	38	0	68	21	156
C 5 Kids Central, Inc.	11	0	1	17	0	49	20	98	9	2	1	14	0	38	25	89
C 6 Eckerd Community Pinellas/Pasco	4	0	0	52	0	102	19	177	4	0	0	58	0	90	26	178
C 7 Community Partnership Children	2	47	2	38	0	18	13	120	4	42	2	40	0	14	13	115
C 7 St. Johns Family Integrity	2	0	2	1	0	7	5	17	3	0	2	2	0	8	4	19
C 9 CBC Central Fla Orange-Osceola	37	2	1	75	1	74	45	235	45	1	0	60	0	62	41	209
C 11 & 16 Our Kids	29	19	10	111	2	163	119	453	39	16	9	105	2	149	97	417
C 12 Sarasota Safe Children Coalition	4	11	5	20	0	23	7	70	6	6	3	31	0	17	2	65
C 13 Eckerd Community Hillsborough	3	0	0	68	0	121	18	210	8	0	0	68	0	110	24	210
C 15 ChildNet Palm Beach	24	2	5	69	1	115	36	252	16	2	3	86	0	113	27	247
C 17 ChildNet Broward	22	11	11	99	0	135	77	355	40	9	10	93	0	128	65	345
C 18 Brevard Family Partnership	10	5	1	19	0	56	2	93	8	3	0	21	0	42	2	76
C 18 CBC Central Fla Seminole	5	4	1	19	0	23	11	63	4	5	1	11	0	20	7	48
C 19 Devereux CBC	7	2	1	33	0	33	3	79	6	2	0	30	0	28	3	69
C 20 Children's Network of SW Fla	15	0	2	43	0	64	15	139	15	0	2	43	0	60	9	129
C10 Heartland for Children	29	3	4	47	0	50	15	148	17	2	4	53	0	45	10	131
Statewide	271	118	56	857	5	1,293	491	3,091	277	102	45	859	3	1,136	428	2,850

Source: FSN OCWDRU Report #1173

Appendix E

Employment Status of Young Adults Receiving Independent Living Services by CBC and Fiscal Year

CBC	2014-2015			2015-2016		
	Employed	Not Employed	Total	Employed	Not Employed	Total
C 1 FamiliesFirst Network	45	139	184	44	130	174
C 2 & 14 Big Bend CBC	13	142	155	12	115	127
C 3 & 8 Partnership Strong Families	0	64	64	1	52	53
C 4 Clay - Kids First Florida	8	31	39	12	27	39
C 4 Family Support Svcs North Fla	45	202	247	56	130	186
C 5 Kids Central, Inc.	13	93	106	19	79	98
C 6 Eckerd Community Pinellas/Pasco	55	150	205	73	152	225
C 7 Community Partnership Children	2	131	133	11	116	127
C 7 St. Johns Family Integrity	1	17	18	2	18	20
C 9 CBC Central Fla Orange-Osceola	16	225	241	17	199	216
C 11 & 16 Our Kids	62	426	488	60	378	438
C 12 Sarasota Safe Children Coalition	18	62	80	18	55	73
C 13 Eckerd Community Hillsborough	59	181	240	66	181	247
C 15 ChildNet Palm Beach	10	249	259	11	250	261
C 17 ChildNet Broward	16	357	373	23	339	362
C 18 Brevard Family Partnership	13	104	117	15	71	86
C 18 CBC Central Fla Seminole	11	58	69	8	41	49
C 19 Devereux CBC	7	77	84	12	63	75
C 20 Children's Network of SW Fla	16	138	154	23	119	142
C10 Heartland for Children	3	149	152	6	130	136
Data Not Available	0	0	0	0	1	1
Statewide	412	2,983	3,395	489	2,637	3,126

Source: FSFN OCWDRU Report #1170

Appendix F

Youth Potentially Eligible for DCF Tuition and Fee Exemption by Discharge Reason, CBC, and Fiscal Year

CBC	Adoption		Age of Majority		Guardianship		Total	
	2014-2015	2015-2016	2014-2015	2015-2016	2014-2015	2015-2016	2014-2015	2015-2016
C 1 FamiliesFirst Network	193	213	37	45	8	16	238	274
C 2 & 14 Big Bend CBC	190	239	34	24	3	12	227	275
C 3 & 8 Partnership Strong Families	164	159	11	20	8	19	183	198
C 4 Clay - Kids First Florida	48	51	9	8	4	4	61	63
C 4 Family Support Svcs North Fla	293	212	38	33	12	12	343	257
C 5 Kids Central, Inc.	142	151	40	38	28	20	210	209
C 6 Eckerd Community Pinellas/Pasco	335	286	63	68	35	37	433	391
C 7 Community Partnership Children	123	146	30	34	11	16	164	196
C 7 St. Johns Family Integrity	28	19	2	14	4	4	34	37
C 9 CBC Central Fla Orange-Osceola	173	153	63	64	10	22	246	239
C 11 & 16 Our Kids	207	388	138	142	38	41	383	571
C 12 Sarasota Safe Children Coalition	133	126	31	26	11	13	175	165
C 13 Eckerd Community Hillsborough	281	290	72	85	21	19	374	394
C 15 ChildNet Palm Beach	151	185	79	68	15	18	245	271
C 17 ChildNet Broward	186	260	100	109	23	22	309	391
C 18 Brevard Family Partnership	76	68	30	30	9	3	115	101
C 18 CBC Central Fla Seminole	44	42	17	14	2	5	63	61
C 19 Devereux CBC	140	172	26	25	7	5	173	202
C 20 Children's Network of SW Fla	102	176	40	49	12	17	154	242
C10 Heartland for Children	146	121	54	44	32	16	232	181
Other	2	3	15	14	0	1	17	18
Statewide	3,157	3,460	929	954	293	322	4,379	4,736

Data Source: OCW Data Reporting Unit, Regularly Scheduled Report #1682

Appendix G

INDEPENDENT LIVING SERVICES EXPENDITURES BY PROGRAM TYPE, CBC, AND FISCAL YEAR								
Independent Living Services (ILS)	State Fiscal Year 2014-1015							SFY14-15 ILS Subtotal
	Subsidized Independent Living* Total	Aftercare Total	EFC PESS Total	EFC Total	PESS Total	RTI Total	ILS Case Coordination & Life Skills Training Total	
Lakeview (dba Families First Network)	0.00	8,554.02	2,512.00	251,485.30	825,491.37	417,838.29	444,439.91	1,950,320.89
Big Bend CBC	0.00	11,513.07	0.00	223,068.56	868,257.94	267,237.68	588,072.90	1,958,150.15
Community Partnership for Children	0.00	13,638.78	0.00	187,578.51	653,120.00	305,818.08	391,399.26	1,551,554.63
Partnership for Strong Families	0.00	11,282.40	1,000.00	51,871.92	160,768.00	324,424.00	509,023.90	1,058,370.22
Family Support Services of North Florida	0.00	42,957.15	0.00	290,386.71	1,041,115.22	477,699.48	897,522.81	2,749,681.37
Kids First of Florida	0.00	2,395.00	0.00	39,178.10	224,321.09	105,504.00	83,958.06	455,356.25
St Johns County (Family Integrity Program)	0.00	2,100.00	0.00	12,553.44	32,915.79	141,662.82	57,763.57	246,995.62
Children's Network of SW Florida	0.00	2,955.48	7,028.21	251,663.61	560,760.09	465,043.84	514,320.96	1,801,772.19
Sarasota Family YMCA	0.00	7,130.98	0.00	134,093.09	420,091.47	116,977.10	175,768.17	854,060.81
Eckerd (Pasco-Pinellas)	1,256.00	44,922.75	28,893.00	154,134.00	771,555.00	410,018.00	604,088.76	2,014,867.51
Eckerd (Hillsborough)	0.00	54,857.94	0.00	265,972.75	976,901.00	385,797.00	1,109,602.62	2,793,131.31
CBC of Central Florida (Orange-Osceola)	1,600.00	287,099.96	0.00	304,870.29	1,015,545.93	626,815.60	143,964.74	2,379,896.52
CBC of Brevard (dba Brevard Family Partnerships)	0.00	43,134.50	0.00	306,308.16	457,184.00	70,768.00	252,151.06	1,129,545.72
CBC of Central Florida (Seminole)	0.00	5,438.73	0.00	146,957.48	303,185.69	60,491.61	32,672.44	548,745.95
Kids Central	120.00	6,373.99	27,799.11	64,452.99	523,689.45	196,941.10	586,908.23	1,406,284.87
Heartland for Children	(1,325.00)	7,298.66	561.63	345,281.31	558,511.43	363,909.12	115,605.28	1,389,842.43
Devereux	0.00	2,561.00	0.00	138,399.81	352,198.32	109,041.00	389,686.45	991,886.58
Childnet (Palm Beach)	0.00	81,780.26	0.00	750,491.09	1,092,631.65	347,621.40	462,576.00	2,735,100.40
Childnet (Broward)	0.00	75,855.70	376.67	588,902.76	1,932,149.20	733,921.25	565,580.39	3,896,785.97
Our Kids of Miami-Dade & Monroe	0.00	105,077.47	0.00	715,244.07	2,301,837.95	920,579.22	3,681,647.29	7,724,386.00
	1,651.00	816,927.84	68,170.62	5,222,893.95	15,072,230.59	6,848,108.59	11,606,752.80	39,636,735.39

Appendix H

INDEPENDENT LIVING SERVICES EXPENDITURES BY PROGRAM TYPE, CBC, AND FISCAL YEAR							
Independent Living Services (ILS)	State Fiscal Year 2015-1016						SFY15-16 ILS Subtotal
	Aftercare Total	EFC PESS Total	EFC Total	PESS Total	RTI Total	ILS Case Coordination & Life Skills Training Total	
Lakeview (dba Families First Network)	11,957.80	5,024.00	367,346.26	831,387.99	207,240.00	551,978.03	1,974,934.08
Big Bend CBC	21,079.47	0.00	234,169.09	730,335.62	78,335.68	510,587.31	1,574,507.17
Community Partnership for Children	18,039.32	3,768.00	266,400.38	631,768.00	148,773.62	427,825.12	1,496,574.44
Partnership for Strong Families	8,097.00	0.00	95,183.59	230,746.00	162,962.00	514,432.66	1,011,421.25
Family Support Services of North Florida	23,106.38	0.00	193,724.90	703,249.31	106,379.64	852,386.95	1,878,847.18
Kids First of Florida	7,308.00	0.00	40,157.74	189,656.00	63,219.87	114,240.86	414,582.47
St Johns County (Family Integrity Program)	0.00	0.00	20,868.39	81,072.29	48,013.44	66,115.71	216,069.83
Children's Network of SW Florida	650.00	0.00	346,519.19	668,072.77	177,889.00	507,172.95	1,700,303.91
Sarasota Family YMCA	12,180.53	0.00	172,383.17	352,389.49	19,825.00	219,252.84	776,031.03
Eckerd (Pasco-Pinellas)	54,908.00	2,238.00	309,044.36	656,639.00	331,429.40	803,833.70	2,158,092.46
Eckerd (Hillsborough)	110,418.18	0.00	342,987.07	927,537.00	123,958.00	850,605.72	2,355,505.97
CBC of Central Florida (Orange-Osceola)	149,122.48	0.00	549,949.08	1,185,146.47	211,008.00	529,588.69	2,624,814.72
CBC of Brevard (dba Brevard Family Partnerships)	22,214.10	0.00	199,014.37	331,584.00	41,448.00	294,346.40	888,606.87
CBC of Central Florida (Seminole)	12,847.00	0.00	117,495.55	253,764.70	15,464.00	126,923.64	526,494.89
Kids Central	5,553.00	616.00	152,433.97	548,044.43	67,793.00	583,684.14	1,358,124.54
Heartland for Children	13,076.88	262.76	360,420.69	474,183.09	162,514.50	116,583.34	1,127,041.26
Devereux	17,200.05	0.00	215,183.46	371,978.47	30,057.00	365,981.18	1,000,400.16
Childnet (Palm Beach)	57,320.49	0.00	979,669.75	1,239,773.05	149,785.67	631,234.53	3,057,783.49
Childnet (Broward)	17,004.24	3,378.00	710,858.28	1,755,302.58	285,277.30	638,593.24	3,410,413.64
Our Kids of Miami-Dade & Monroe	25,280.11	580.10	948,684.80	2,173,384.53	379,449.10	4,197,007.35	7,724,385.99
	587,363.03	15,866.86	6,622,494.09	14,336,014.79	2,810,822.22	12,902,374.36	37,274,935.35